

# Contents



Revision Lessons	Vocabulary	Grammar	Skills
<b>1</b> p. 4	Lessons 1-2 Musical instruments Appearance	The verb "be" (✓ - ✗ - ?) The verb "have got" (✓)	Speaking
<b>2</b> p. 8	Lessons 3-4 My family School subjects	The verb "have got" (✗ - ?) Possessive adjectives	Speaking
<b>3</b> p. 12	Lessons 5-6 Verbs Forest animals	The verb "can" (✓ - ✗ - ?) Plurals (-s / -es / -ies / -ves)	Listening
<b>4</b> p. 16	Lessons 7-8 Rubbish Forest rules	Irregular plurals Imperative / Let's	Speaking
<b>5</b> p. 20	Lessons 9-10 Verbs about sports Verbs about feelings	Present Continuous (✓) Present Continuous (✗)	Listening
<b>6</b> p. 24	Lessons 11-12 Numbers (10-100) Free time activities	Present Continuous (?) Object pronouns	Speaking
<b>7</b> p. 28	Lessons 13-14 My day Seasons	Present Simple (✓) Present Simple (✗)	Speaking
<b>8</b> p. 32	Lessons 15-16 The time Months	Present Simple (?) Prepositions of time	Listening
<b>9</b> p. 36	Lessons 17-18 Cooking Fruit	some / any Countable and uncountable nouns	Speaking
<b>10</b> p. 40	Lessons 19-20 Snacks and drinks My birthday party	many / much How many ...? / How much ...?	Listening
<b>11</b> p. 44	Lessons 21-22 Wild animals (1) Adjectives	must / mustn't Comparatives	Speaking
<b>12</b> p. 48	Lessons 23-24 Pets Wild animals (2)	Superlatives Comparatives and superlatives	Listening

<b>13</b> p. 52	Lessons 25-26	Places in town (1) Places in town (2)	Past Simple: The verb "be" (✓) There was / There were (✓)  Past Simple: The verb "be" (✗ - ?) There was / There were (✗ - ?)	Speaking
<b>14</b> p. 56	Lessons 27-28	Jobs (1) Countries	Past Simple: regular verbs (✓) Past Simple: irregular verbs (1) (✓)	Listening
<b>15</b> p. 60	Lessons 29-30	Fairy tales On the island	Past Simple: irregular verbs (2) (✓) Past Simple (✗)	Listening
<b>16</b> p. 64	Lessons 31-32	In the street Jobs (2)	Past Simple (?) Past Simple (✓ - ✗ - ?)	Speaking
<b>17</b> p. 68	Lessons 33-34	Summer holidays At the festival	Future Simple (✓) Future Simple (✗ - ?)	Listening
<b>18</b> p. 72	Lessons 35-36	Numbers (1 <sup>st</sup> -10 <sup>th</sup> ) At the summer camp	like + -ing Prepositions of place	Speaking

## Appendix p. 76

Vocabulary & Grammar

## Projects p. 130

<b>1</b> p. 131	Be kind at school!	<b>4</b> p. 134	The four seasons	<b>7</b> p. 137	Our town
<b>2</b> p. 132	Let's protect the forest!	<b>5</b> p. 135	Look after your body!	<b>8</b> p. 138	Look after stray animals!
<b>3</b> p. 133	Our feelings photos	<b>6</b> p. 136	Wild animals	<b>9</b> p. 139	Our hobbies chat

## Listening Transcripts p. 140

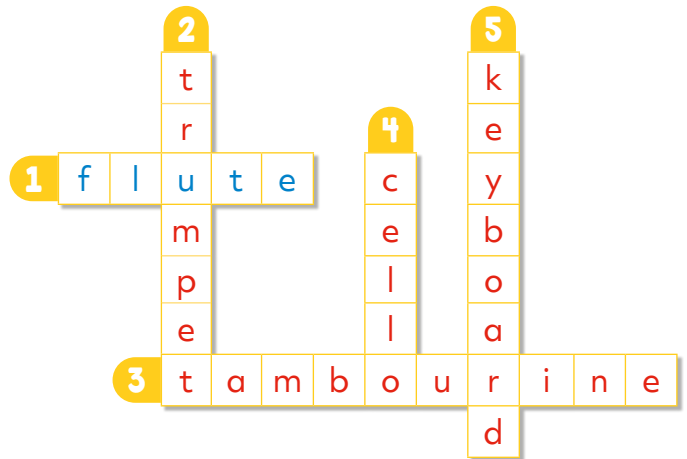
## Irregular Verbs p. 144

## Project cut-outs p. 145



## Vocabulary (Vocabulary lists on p. 78)

**1a** Look and write.



**1b** Let's talk!

Ask the students to change the word in blue.

What's your favourite musical instrument?

The **cello**!

**2** Look, read and tick (✓) or cross (✗).




1. Bob has got brown hair.
2. Grace has got blonde hair.
3. Bob has got blue eyes.
4. Grace has got green eyes.
5. Bob has got a beard.
6. Grace has got freckles.
7. Bob has got a moustache.




**3** Look and write a / e / i / o / u.



1. keyboard



2. fliue



3. tambourine



4. beard



5. moustache



6. blonde hair

# 4a Look, read and match.

a. OK! See you there!    b. I'm Daniel. Nice to meet you!    c. What's wrong?



# 4b Let's talk! Ask the students to act out the dialogue changing the names in blue.



## Grammar (Grammar theory on pp. 79-80)

### Remember

- ✓ I **am** ready.    ✓ He **is** a chef.    ✓ You **are** cousins.
- ✗ I'm **not** ready.    ✗ He **isn't** a chef.    ✗ You **aren't** cousins.


# 5 Look, read and write **am** / **'m not** / **is** / **isn't** / **are** / **aren't**.



My friends and I <sup>1</sup> aren't at school today.  
We <sup>2</sup> are at the zoo.



I <sup>3</sup> am happy.  
I <sup>4</sup> 'm not sad.



Look! An elephant!  
It <sup>5</sup> isn't small.  
It <sup>6</sup> is very big.



Wow! Two zebras! They  
<sup>7</sup> are thirsty.  
They <sup>8</sup> aren't hungry.



6

Look, write and circle.



1. (a jacket / it / is / ?)

- Is it a jacket?  
- Yes, it is. / No, it isn't.




2. (you / are / scared / ?)

- Are you scared?  
- Yes, I am. / No, I'm not.

## Remember

- Am I short?
- Yes, **you are.** / No, **you aren't.**
- Is she a good singer?
- Yes, **she is.** / No, **she isn't.**
- Are they angry?
- Yes, **they are.** / No, **they aren't.**



3. (cold / is / Mr Brooks / ?)

- Is Mr Brooks cold?  
- Yes, he is. / No, he isn't.



4. (are / on the plane / you / ?)

- Are you on the plane?  
- Yes, we are. / No, we aren't.

5. (a dancer / is / Angela / ?)

- Is Angela a dancer?  
- Yes, she is. / No, she isn't.



7

Read and circle. Then, look and match.

- Mr and Mrs Adams have got / has got a beautiful house.
- I have got / has got red hair.
- Olivia have got / has got a lollipop.
- You have got / has got a guitar.
- Mark have got / has got a lorry.
- My sister and I have got / has got yellow bikes.

d

e

a

c

f

b

## Remember

The verb "have got" (✓)

I have got

You have got

He has got

She has got

It has got

We have got

You have got

They have got


I **have got** a pink ruler.It **has got** three eggs.

6

Super Course

8

Read and write. Use **have got** or **has got**. Then, look and draw.



1. (Erica / a doll)

Erica has got a doll.

2. (Chris / a book)

Chris has got a book.

3. (The babies / two presents)

The babies have got  
two presents.

4. (The dog / a ball)

The dog has got a ball.

5. (Martha and Steve / three oranges)

Martha and Steve have got  
three oranges.

## Speaking

9

Let's talk!



Ask the students the questions from the boxes and get them to answer, as in the example.



Tim

1

- Who's this?
- Is he tall?
- Are you tall?

Who's this?

It's Tim.

Is he tall?

No, he isn't.

Are you tall?

Yes, I am.



Jennifer

3

- Who's this?
- Is she a student?
- Are you a student?



Dylan

2

- Who's this?
- Is he at home?
- Are you at home?



Carol

4

- Who's this?
- Is she happy?
- Are you happy?



## Vocabulary (Vocabulary lists on p. 84)

**1** Look, read and circle.

1. Come on, kids!  
Let's **draw** / **count** together!



2. My brother can **drive** / **fly** a car.

3. - Can ducks **fly** / **climb**?  
- Yes, they can.



4. We've got some pencils. Let's **drive** / **draw**!



5. Koalas can **climb** / **count** very well.

**3** Look and write.

1

d r a w



2

c o u n t



3

c l i m b



4

b i r d



5

t o r t o i s e



6

b u t t e r f l y



**2a** Look, read and write.

butterfly bee tortoise ~~snail~~ bear bird



I love the forest! There are lots of animals here. A little <sup>1</sup> snail is on the grass. And a <sup>2</sup> tortoise is under that tree. I can see a <sup>3</sup> bird, too. It's singing. What's that on the flower? Oh! It's a <sup>4</sup> bee. And there is a purple <sup>5</sup> butterfly next to the bush. Look! A big <sup>6</sup> bear is in the water. It's eating a fish. Wow!

**2b** Let's talk!


Ask the students to change the word in blue.

What's your favourite forest animal?

The bird.

## 4a Look, read and circle.

Look! There's a rabbit in the <sup>1</sup> bush / rubbish.



What's the problem?  
<sup>2</sup> Because / Why are you angry?



<sup>3</sup> I'm bored / Watch out!



Me too! Let's play a board game!

## 4b Let's talk!



Ask the students to act out the dialogue replacing the phrase in blue with another word/phrase, such as *draw, listen to music, watch a film, etc.*

I'm bored!



Me too! Let's play a board game!

## Grammar (Grammar theory on pp. 85-86)

## 5a Look, read and write. Use **can** and **can't**.

## Remember

✓ I **can** dance. ✗ I **can't** dance.

A



My sister <sup>1</sup> can run (run) fast, but she <sup>2</sup> can't swim (swim).

B



Bill <sup>1</sup> can't play (play) the guitar, but he <sup>2</sup> can sing (sing).

C



You <sup>1</sup> can't drive (drive) a car, but you <sup>2</sup> can ride (ride) a bike.

D



The kids <sup>1</sup> can draw (draw), but they <sup>2</sup> can't cook (cook).

## 5b Let's talk!



Ask the students to talk about one activity from exercise 5a they can do and one activity they can't do.

I can swim, but I can't cook.



## 6 Read and write. Then, look and match.

1. (you / count)

- Can you count in English, boys?
- Yes, we can.



2. (the parrot / talk)

- Can the parrot talk?
- Yes, it can.



3. (we / watch)

- Can we watch TV, Mum?
- No, you can't.



4. (Helen / build)

- Can Helen build a castle?
- No, she can't.



5. (I / sit)

- Can I sit here, Sir?
- Yes, you can.



## Remember

- **Can you** do a 3D puzzle?
- Yes, **I can**. / No, **I can't**.
- **Can he** climb?
- Yes, **he can**. / No, **he can't**.
- **Can they** make a cake?
- Yes, **they can**. / No, **they can't**.



## 7 Read and write in the plural.

- Patrick has got a lot of socks (sock).
- There are two foxes (fox) in the garden.
- Those monkeys (monkey) are eating bananas. Haha!
- There are six cherries (cherry) in the fruit salad.
- They are superheroes (superhero). They can fly!
- That's a beautiful tree! It's got orange leaves (leaf).



## Remember

one bed	two beds
one bus	two buses
one dress	two dresses
one brush	two brushes
one watch	two watches
one box	two boxes
one potato	two potatoes
one lorry	two lorries
one toy	two toys
one wolf	two wolves

## Remember

Τα **επίθετα** και τα **χρώματα** παραμένουν **ίδια** στον πληθυντικό αριθμό.

one **old** book    two **old** books  
one **red** car    four **red** cars

**8** Look, count and write in the plural.

brown shelf    cool poster    young boy    ~~white teddy~~    big lorry    yummy sandwich

**In the room, there are ...**

1. five white teddies
2. three young boys
3. two cool posters
4. six yummy sandwiches
5. seven big lorries
6. four brown shelves



## Listening

**9** Listen and match. See Listening Transcripts, p. 140.

**1**



Greg



Oliver



**2**



Mary



Stella



**3**



Mr and Mrs Rollins



Mr and Mrs Nixon



**4**



Jenny



Max





### Vocabulary (Lesson 1)

#### Musical instruments

##### Μουσικά όργανα

- |               |             |
|---------------|-------------|
| 1. flute      | φλάουτο     |
| 2. cello      | βιολοντσέλο |
| 3. keyboard   | αρμόνιο     |
| 4. trumpet    | τρομπέτα    |
| 5. tambourine | ντέφι       |

#### General words Γενικές λέξεις

- |            |                   |
|------------|-------------------|
| 6. cousin  | ξάδερφος, ξαδέρφη |
| 7. concert | συναυλία          |
| 8. tonight | απόψε             |

#### Phrases Φράσεις

9. back at school πίσω στο σχολείο  
10. Nice to meet you! Χαίρω πολύ!  
11. See you there! Τα λέμε εκεί!



**the Music Club** το Κλαμπ της Μουσικής



#### Be kind to new students.

Να είσαι ευγενικός, -ή με τους καινούριους μαθητές / τις καινούριες μαθήτριες.

### Vocabulary (Lesson 2)

#### Appearance Εμφάνιση

- |                |              |
|----------------|--------------|
| 1. blonde hair | ξανθά μαλλιά |
| 2. blue eyes   | μπλε μάτια   |
| 3. freckles    | φακίδες      |
| 4. moustache   | μουστάκι     |
| 5. beard       | μούσι        |

#### General words

- |              |                           |
|--------------|---------------------------|
| 6. poster    | αφίσα                     |
| 7. look like | μοιάζω με                 |
| 8. think     | σκέφτομαι                 |
| 9. know      | ξέρω, γνωρίζω             |
| 10. bring    | φέρνω                     |
| 11. kazoo    | καζού<br>(μουσικό όργανο) |

#### Phrases

12. It's time for ... Είναι ώρα για ...  
13. What's wrong? Τι συμβαίνει;



#### brown/red/black hair

καστανά/κόκκινα/μαύρα μαλλιά

#### brown/green eyes

καστανά/πράσινα μάτια



### The verb "be" (✓ - ✗ - ?) Το ρήμα "be"

#### Κατάφαση ✓

Ολόκληρος  
τύπος

Σύντομος  
τύπος

I am (Εγώ είμαι)

I'm

You are (Εσύ είσαι)

You're

He is (Αυτός είναι)

He's

She is (Αυτή είναι)

She's

It is (Αυτό είναι)

It's

We are (Εμείς είμαστε)

We're

You are (Εσείς είστε)

You're

They are (Αυτοί, -ές, -ά είναι)

They're

#### Άρνηση ✗

Ολόκληρος  
τύπος

Σύντομος  
τύπος

I am not

I'm not

You are not

You aren't

He is not

He isn't

She is not

She isn't

It is not

It isn't

We are not

We aren't

You are not

You aren't

They are not

They aren't

#### Ερώτηση ?

#### Σύντομες απαντήσεις

Am I?

Yes, you are.

No, you aren't.

Are you?

Yes, I am.

No, I'm not.

Is he?

Yes, he is.

No, he isn't.

Is she?

Yes, she is.

No, she isn't.

Is it?

Yes, it is.

No, it isn't.

Are we?

Yes, we/you are.

No, we/you aren't.

Are you?

Yes, we are.

No, we aren't.

Are they?

Yes, they are.

No, they aren't.

I'm in the  
bathroom.

He isn't  
my brother.


Are you classmates?

Yes, we are.

# Project

## 1

## Be kind at school!

1 Look, read and match. Then, act out the dialogues. 

a. - Hello! I'm Nick.  
- Hi! I'm Rania.  
Nice to meet you!

b. - I like your bag.  
- Thank you!

c. - Have you got a pencil?  
- Yes! Here you are!  
- Thanks!



2 Tick (✓) your favourite phrases. *Students' own answers*

1. Welcome to our school! ☐

2. Nice to meet you! ☐

3. Thank you! ☐

4. I'm sorry! ☐

5. Here you are! ☐

6. I like your bag. ☐

7. Let's play together! ☐

8. Let's be friends! ☐

9. ☐

## Teamwork!

3 Do a project and present it in class.  
Instructions on p. 130





**1** Read and circle. Then, talk about your favourite wild animal. 

1. The **lizard** / **crocodile** has got big teeth and it likes the water.
2. The **cheetah** / **giraffe** has got a long neck and it eats leaves from trees.
3. The **lizard** / **rhino** is small and it's got a long tail.
4. The **rhino** / **crocodile** is heavy and grey and it eats grass.
5. The **giraffe** / **cheetah** is the fastest animal in the world.



My favourite wild animal is the cheetah. It ...



**Teamwork!**

**3** Do a project and present it in class.  
Instructions on p. 130

Cut-outs at the back of the book

**2** Tick (✓) your favourite wild animals. *Students' own answers*

1. crocodile

☐

2. giraffe

☐

3. rhino

☐

4. cheetah

☐

5. lizard

☐

6. leopard

☐


7. elephant

☐

8. zebra

☐

9. ....

☐







cheetah



# SUPER COURSE

ELT PUBLISHING



leopard