

INSTRUCTIONS = Οδηγίες

- Choose and circle. = Διάλεξε και κύκλωσε.
- Choose and write. = Διάλεξε και γράψε.
- Choose and write in the plural. = Διάλεξε και γράψε στον πληθυντικό.
- Choose, write and draw. = Διάλεξε, γράψε και ζωγράφισε.
- Choose, write and stick. = Διάλεξε, γράψε και κόλλησε.
- Circle the odd one out. = Κύκλωσε τη λέξη που δεν ταιριάζει.
- Find and write. = Βρες και γράψε.
- Find, write and draw. = Βρες, γράψε και ζωγράφισε.
- Find, write and stick. = Βρες, γράψε και κόλλησε.
- Look and answer. = Κοίτα και απάντησε.
- Look and circle. = Κοίτα και κύκλωσε.
- Look and find. = Κοίτα και βρες.
- Look and match. = Κοίτα και ταίριαξε.
- Look and stick. = Κοίτα και κόλλησε.
- Look and tick. = Κοίτα και βάλτε ✓.
- Look and write. = Κοίτα και γράψε.
- Look, circle and answer. = Κοίτα, κύκλωσε και απάντησε.
- Look, circle and find the magic word. = Κοίτα, κύκλωσε και βρες τη μαγική λέξη.
- Look, circle and write. = Κοίτα, κύκλωσε και γράψε.
- Look, count and stick. = Κοίτα, μέτρησε και κόλλησε.
- Look, find and write. = Κοίτα, βρες και γράψε.
- Look, read and match. = Κοίτα, διάβασε και ταίριαξε.
- Look, read and write. = Κοίτα, διάβασε και γράψε.
- Match and colour. = Ταίριαξε και χρωμάτισε.
- Read and answer. = Διάβασε και απάντησε.
- Read and circle. = Διάβασε και κύκλωσε.
- Read and colour. = Διάβασε και χρωμάτισε.
- Read and colour the clothes. = Διάβασε και χρωμάτισε τα ρούχα.
- Read and draw. = Διάβασε και ζωγράφισε.
- Read and match. = Διάβασε και ταίριαξε.
- Read and stick. = Διάβασε και κόλλησε.



- Read and tick. = Διάβασε και βάρη ✓.
- Read and write. = Διάβασε και γράψε.
- Read and write in the plural. = Διάβασε και γράψε στον πληθυντικό.
- Read and write the numbers. = Διάβασε και γράψε τους αριθμούς.
- Read, colour and match. = Διάβασε, χρωμάτισε και ταίριαξε.
- Read, draw and match. = Διάβασε, ζωγράφισε και ταίριαξε.

Contents

PAGES

REVISION LESSON 1 (Lessons 1 - 4)	4
REVISION LESSON 2 (Lessons 5 - 8)	10
REVISION LESSON 3 (Lessons 9 - 12)	16
REVISION LESSON 4 (Lessons 13 - 16)	22
REVISION LESSON 5 (Lessons 17 - 20)	28
REVISION LESSON 6 (Lessons 21 - 24)	34
REVISION LESSON 7 (Lessons 25 - 28)	40
REVISION LESSON 8 (Lessons 29 - 32)	46
REVISION LESSON 9 (Lessons 33 - 36)	52
REVISION LESSON 10 (Lessons 37 - 40)	58
SUPPLEMENTARY REVISION LESSON 1 (Supplementary Lessons 1 - 4)	64
SUPPLEMENTARY REVISION LESSON 2 (Supplementary Lessons 5 - 8)	70
PREPARE FOR A SENIOR	76



Vocabulary

My family = Η οικογένειά μου

1. children = παιδιά
2. mum = μαμά
3. dad = μπαμπάς
4. brother = αδερφός
5. sister = αδερφή

My bag = Η τσάντα μου

1. pencil = μολύβι
2. pen = στυλό
3. rubber = γόμα, σβήστρα
4. book = βιβλίο
5. notebook = τετράδιο

My classroom = Η τάξη μου

1. desk = θρανίο / γραφείο (έπιπλο)
2. chair = καρέκλα
3. window = παράθυρο
4. door = πόρτα
5. teacher = δάσκαλος / δασκάλα
6. student = μαθητής / μαθήτρια
7. board = πίνακας

Animals = Ζώα

1. cat = γάτα
2. crocodile = κροκόδειλος
3. parrot = παπαγάλος
4. camel = καμήλα
5. tiger = τίγρης
6. lion = λιοντάρι

General Words

1. No = Όχι
2. my = μου
3. and = και
4. Yes = Ναι
5. Look! = Κοίτα! / Κοιτάξτε!
6. Miss = κυρία, δεσποινίς
7. friend = φίλος, -η
8. umbrella = ομπρέλα
9. in = μέσα
10. zoo = ζωολογικός κήπος
11. Run! = Τρέξε! / Τρέξτε!

SUPER
COURSE

ELT PUBLISHING

My favourite words



1. Look and write.

In my bag:

1. There is a book.
2. There is a rubber.
3. There is a pen.
4. There is a pencil.



2. Look and match.

- a. window b. teacher c. door ~~d. chair~~ e. desk f. student



3. Read and stick.

stick it here!

1. parrot

stick it here!

2. tiger

stick it here!

3. crocodile

stick it here!

4. lion

stick it here!

5. camel

4. Circle the odd one out.

1. sister mum tiger brother
 2. door parrot chair desk
 3. camel lion tiger rubber
 4. pen book dad pencil

5. Look and find. → ↓

Super Junior's family



dad



mum




~~brother~~



sister

b	r	o	t	h	e	r
j	c	p	e	r	f	z
m	a	b	a	b	s	d
u	k	e	g	h	i	f
m	d	u	m	p	s	w
w	s	i	s	y	t	o
o	d	a	d	b	e	n
c	h	o	r	s	r	q



6. Choose and write.

~~sister~~ / book / door / desk / brother / pencil
mum / rubber / dad / chair / pen / window

MY FAMILY

sister

brother

mum

dad

MY BAG

book

pencil

rubber

pen

MY CLASSROOM

door

desk

chair

window

ELT PUBLISHING



7. Look and write

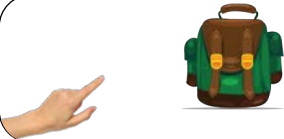
What's this or What's that.



1. - What's this _____?
- It's a van.



2. - What's that _____?
- It's a star.



3. - What's that _____?
- It's a bag.



4. - What's this _____?
- It's an ant.



5. - What's this _____?
- It's a frog.

Remember!



- What's this?
- It's a pen.



- What's that?
- It's an umbrella.

8. Look and write.


Remember!



- Is it a zebra?
- Yes, it is.



- Is it a lion?
- No, it isn't.
It's a tiger.



1. - Is it a rubber?
- No, it isn't.
It's an egg.



2. - Is it a chair?
- Yes, it is.



3. - Is it a pencil?
- No, it isn't.
It's a pen.



4. - Is it a parrot?
- Yes, it is.


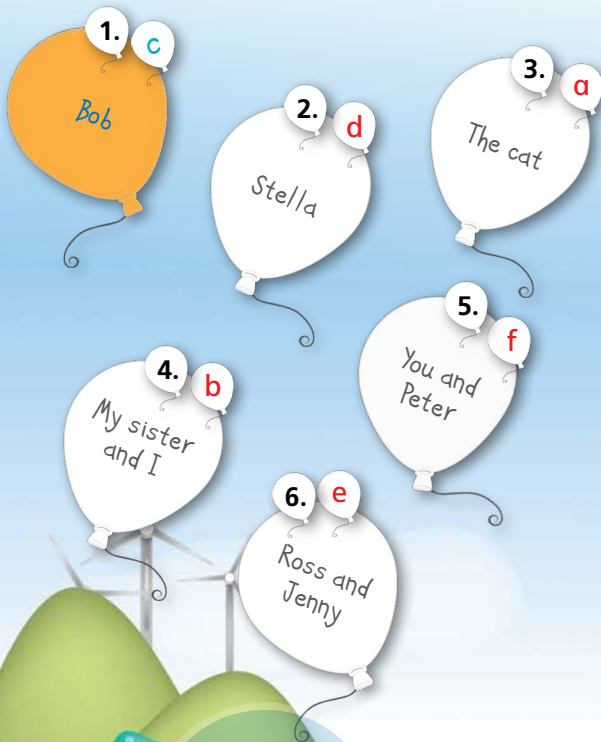


5. - Is it a monkey?
- No, it isn't.
It's a gorilla.



6. - Is it a lamp?
- No, it isn't.
It's an umbrella.

9. Match and colour.




Remember!

I = Εγώ
 You = Εσύ
 He = Αυτός (για άντρα ή αγόρι)
 She = Αυτή (για γυναίκα ή κορίτσι)
 It = Αυτό (για ένα ζώο ή πράγμα)
 We = Εμείς
 You = Εσείς
 They = Αυτοί, -ές, -ά (για πολλά πρόσωπα, ζώα ή πράγματα)

10. Read and circle.



1. a/an cat



4. a/an window



2. a/an egg



5. a/an umbrella



3. a/an idea



6. a/an star


Remember!

a/an = ένας, μία, ένα

a cat



an ant



Vocabulary

Verbs = Ρήματα

1. run = τρέχω
2. sit = κάθομαι
3. drink = πίνω
4. wait = περιμένω
5. eat = τρώω
6. drive = οδηγώ
7. cook = μαγειρεύω
8. swim = κολυμπώ
9. give = δίνω
10. take = παίρνω
11. do = κάνω
12. jump = πηδάω
13. sleep = κοιμάμαι
14. buy = αγοράζω
15. wear = φοράω
16. make = φτιάχνω, κάνω
17. work = δουλεύω, εργάζομαι

Technology = Τεχνολογία

1. phone = τηλέφωνο / κινητό τηλέφωνο
2. video game = ηλεκτρονικό παιχνίδι
3. video camera = βιντεοκάμερα
4. laptop = φορητός υπολογιστής, λάπτοπ
5. computer = υπολογιστής
6. TV = τηλεόραση
7. camera = φωτογραφική μηχανή
8. CD player = σιντί πλέιερ

The weather = Ο καιρός

1. It's raining = βρέχει
2. It's sunny = έχει ήλιο
3. It's snowing = χιονίζει
4. It's windy = φυσάει, έχει αέρα

5. It's cloudy = έχει συννεφιά
6. It's cold = κάνει κρύο
7. It's hot = κάνει ζέστη

General Words

1. fast = γρήγορος / γρήγορα
2. button = κουμπί
3. Great! = Υπέροχα!
4. food = φαγητό
5. at = σε
6. tasty = νόστιμος
7. too = επίσης
8. ring = χτυπάω (για τηλέφωνο)
9. hear = ακούω
10. all = όλος, -οι
11. snow = χιόνι
12. cold = κρύος
13. sun = ήλιος
14. wind = αέρας, άνεμος
15. cloud = σύννεφο
16. with = (μαζί) με

My favourite words



1. Read and stick.



1. cook in the kitchen


2. drive a car

3. sleep on the sofa

4. swim in the lake

2. Read and match.

a. jump up and down
b. buy lollipops
c. wear a hat
d. run in the park
e. sit on a chair



3. Look and write.

1. It's white: TV

2. It's grey: computer

3. It's blue: video game

4. It's pink: laptop

5. It's black: video camera

6. It's red: phone

7. It's green: camera



4. Read and draw.

1. It's snowing

2. It's raining

3. It's sunny

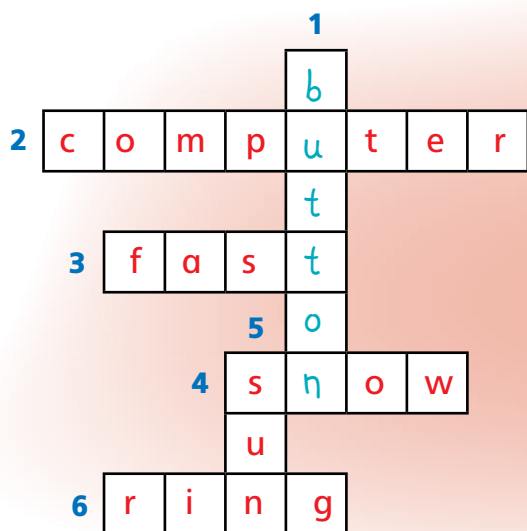
4. It's windy

5. Circle the odd one out.

- | | | | |
|-----------------|-------------|--------------|---------------|
| 1. <u>phone</u> | drive | swim | take |
| 2. fast | tasty | cold | <u>button</u> |
| 3. laptop | <u>jump</u> | camera | computer |
| 4. sleep | cook | <u>great</u> | buy |



6. Look and write.



①



②



③



④



⑤



⑥



7. Read and circle.

1. The children are _____ in their room.

- a. play **b. playing**

2. John _____ smiling.

- a. is** b. are

3. My cat _____ under the bed.

- a. hiding **b. is hiding**

4. We _____ reading in the living room.

- a. are** b. is

5. I am _____ to school.

- a. going** b. go

Remember!

Present Continuous: για μια πράξη που γίνεται τώρα.

✓ ΚΑΤΑΦΑΣΗ

ΣΧΗΜΑΤΙΣΜΟΣ: ¹ πρόσωπο ² ρήμα be ³ ρήμα + ing

I am playing



8. Read and write.

Verb

1. cook
2. wait
3. write
4. dance
5. sit
6. run

Present Continuous

1. I am cooking
2. He is waiting
3. She is writing
4. You are dancing
5. It is sitting
6. They are running



Remember!

Όταν προσθέτουμε την κατάληξη **-ing** σε ένα ρήμα:

- Αν το ρήμα τελειώνει σε **-e**, βγάζουμε το **e** και μετά προσθέτουμε **-ing**.
write > writing
- Αν το ρήμα έχει **μία συλλαβή** και τελειώνει σε **σύμφωνο + φωνήεν + σύμφωνο**, διπλασιάζουμε το τελικό σύμφωνο πριν βάλουμε την κατάληξη **-ing**.
swim > swimming

9. Read and write.

1. ✓ She is eating.
? Is she eating ?
x She isn't eating
2. ✓ I am drawing.
? Am I drawing ?
x I'm not drawing
3. ✓ Henry is coming.
? Is Henry coming ?
x Henry isn't coming
4. ✓ The animals are sleeping.
? Are the animals sleeping ?
x The animals aren't sleeping
5. ✓ It is raining.
? Is it raining ?
x It isn't raining

Remember!

Present Continuous:

? ΕΡΩΤΗΣΗ

ΣΧΗΜΑΤΙΣΜΟΣ:

I am playing



Am I playing?

Remember!

Present Continuous:

x ΑΡΝΗΣΗ

ΣΧΗΜΑΤΙΣΜΟΣ:

¹ πρόσωπο	² ρήμα be	³ not	⁴ ρήμα + ing
I	am	not	playing

10. Read and circle.



Remember!

- Are you playing a game now, Tom?
- Yes, I am. / - No, I'm not.
- Is he reading a book now?
- Yes, he is. / - No, he isn't.
- Are they eating pizza now?
- Yes, they are. / - No, they aren't.

This is Miss Cannon's classroom. Her students are in the classroom, but they aren't sitting at their desks. Jenny is dancing. Kate and Thomas are drawing. Billy is running. Pete and Leo are singing. Ryan is eating a hot dog. Samantha is drinking lemonade.

1. - Are the students sitting at their desks?
- Yes, they are. / No, they aren't.
2. - Is Jenny dancing?
- Yes, she is. / No, she isn't.
3. - Are Kate and Thomas drawing?
- Yes, they are. / No, they aren't.
4. - Is Billy sleeping?
- Yes, he is. / No, he isn't.
5. - Is Samantha jumping up and down?
- Yes, she is. / No, she isn't.
6. - Are Pete and Leo singing?
- Yes, they are. / No, they aren't.

