

# INSTRUCTIONS = Οδηγίες

- Choose and circle. = Διάλεξε και κύκλωσε.
- Choose and write. = Διάλεξε και γράψε.
- Choose and write in the plural. = Διάλεξε και γράψε στον πληθυντικό.
- Choose, write and draw. = Διάλεξε, γράψε και ζωγράφισε.
- Choose, write and stick. = Διάλεξε, γράψε και κόλλησε.
- Circle the odd one out. = Κύκλωσε τη λέξη που δεν ταιριάζει.
- Find, write and draw. = Βρες, γράψε και ζωγράφισε.
- Find, write and stick. = Βρες, γράψε και κόλλησε.
- Look and answer. = Κοίτα και απάντησε.
- Look and circle. = Κοίτα και κύκλωσε.
- Look and find. = Κοίτα και βρες.
- Look and stick. = Κοίτα και κόλλησε.
- Look and tick. = Κοίτα και βάλε ✓.
- Look and write. = Κοίτα και γράψε.
- Look, circle and answer. = Κοίτα, κύκλωσε και απάντησε.
- Look, circle and find the magic word. = Κοίτα, κύκλωσε και βρες τη μαγική λέξη.
- Look, circle and write. = Κοίτα, κύκλωσε και γράψε.
- Look, count and stick. = Κοίτα, μέτρησε και κόλλησε.
- Look, find and write. = Κοίτα, βρες και γράψε.
- Look, read and match. = Κοίτα, διάβασε και ταίριαξε.
- Look, read and write. = Κοίτα, διάβασε και γράψε.
- Match and colour. = Ταίριαξε και χρωμάτισε.
- Read and answer. = Διάβασε και απάντησε.
- Read and circle. = Διάβασε και κύκλωσε.
- Read and colour. = Διάβασε και χρωμάτισε.
- Read and colour the clothes. = Διάβασε και χρωμάτισε τα ρούχα.
- Read and draw. = Διάβασε και ζωγράφισε.
- Read and match. = Διάβασε και ταίριαξε.
- Read and stick. = Διάβασε και κόλλησε.



- Read and tick. = Διάβασε και βάηε ✓.
- Read and write. = Διάβασε και γράψε.
- Read and write in the plural. = Διάβασε και γράψε στον πληθυντικό.
- Read, colour and match. = Διάβασε, χρωμάτισε και ταίριαξε.
- Read, draw and match. = Διάβασε, ζωγράφισε και ταίριαξε.

# Contents

## PAGES

<b>REVISION LESSON 1</b> (Lessons 1 - 4)	4
<b>REVISION LESSON 2</b> (Lessons 5 - 8)	10
<b>REVISION LESSON 3</b> (Lessons 9 - 12)	16
<b>REVISION LESSON 4</b> (Lessons 13 - 16)	22
<b>REVISION LESSON 5</b> (Lessons 17 - 20)	28
<b>REVISION LESSON 6</b> (Lessons 21 - 24)	34
<b>REVISION LESSON 7</b> (Lessons 25 - 28)	40
<b>REVISION LESSON 8</b> (Lessons 29 - 32)	46
<b>REVISION LESSON 9</b> (Lessons 33 - 36)	52
<b>REVISION LESSON 10</b> (Lessons 37 - 40)	58



## Vocabulary

### My family = Η οικογένειά μου

1. children = παιδιά
2. mum = μαμά
3. dad = μπαμπάς
4. brother = αδερφός
5. sister = αδερφή

### My bag = Η τσάντα μου

1. pencil = μολύβι
2. pen = στυλό
3. rubber = γόμα, σβήστρα
4. book = βιβλίο

### My classroom = Η τάξη μου

1. desk = θρανίο / γραφείο (έπιπλο)
2. chair = καρέκλα
3. window = παράθυρο
4. door = πόρτα
5. teacher = δάσκαλος / δασκάλα
6. student = μαθητής / μαθήτρια

### Animals = Ζώα

1. cat = γάτα
2. crocodile = κροκόδειλος
3. parrot = παπαγάλος
4. camel = καμήλα
5. tiger = τίγρης
6. lion = λιοντάρι

### General Words

1. No = Όχι
2. my = μου
3. and = και
4. Yes = Ναι
5. Look! = Κοίτα! / Κοιτάξτε!
6. Miss = κυρία, δεσποινίς
7. friend = φίλος, -η
8. umbrella = ομπρέλα
9. in = μέσα
10. zoo = ζωολογικός κήπος
11. Run! = Τρέξε! / Τρέξτε!



My favourite words

SUPER COURSE



## 1. Look and write.

In my bag:

1. There is a book.
2. There is a rubber.
3. There is a pen.
4. There is a pencil.



## 2. Look and match.

- a. window    b. teacher    c. door    d. chair    e. desk    f. student



### 3. Read and stick.

stick it here!

1. parrot

stick it here!

2. tiger

stick it here!

3. crocodile

stick it here!

4. lion

stick it here!

5. camel

### 4. Circle the odd one out.

- 1. sister    mum    tiger    brother
- 2. door    parrot    chair    desk
- 3. camel    lion    tiger    rubber
- 4. pen    book    dad    pencil

### 5. Look and find. → ↓

Super Junior's family



dad



mum




~~brother~~



sister

b	r	o	t	h	e	r
j	c	p	e	r	f	z
<u>m</u>	a	b	a	b	<u>s</u>	d
<u>u</u>	k	e	g	h	<u>i</u>	f
<u>m</u>	d	u	m	p	<u>s</u>	w
w	s	i	s	y	<u>t</u>	o
o	<u>d</u>	<u>a</u>	<u>d</u>	b	e	n
c	h	o	r	s	<u>r</u>	q





6. Choose and write.

~~sister~~ / book / door / desk / brother / pencil  
mum / rubber / dad / chair / pen / window

MY FAMILY

sister

brother

mum

dad

MY BAG

book

pencil

rubber

pen

MY CLASSROOM

door

desk

chair

window



## 7. Look and write

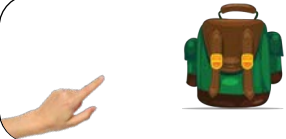
What's this or What's that.




1. - What's this \_\_\_\_\_?  
- It's a van.



2. - What's that \_\_\_\_\_?  
- It's a star.



3. - What's that \_\_\_\_\_?  
- It's a bag.



4. - What's this \_\_\_\_\_?  
- It's an ant.



5. - What's this \_\_\_\_\_?  
- It's a frog.

Remember!



- What's this?  
- It's a pen.



- What's that?  
- It's an umbrella.

## 8. Look and write.


Remember!



- Is it a zebra?  
- **Yes, it is.**



- Is it a lion?  
- **No, it isn't.**  
It's a tiger.



1. - Is it a rubber?  
- No, it isn't.  
It's an egg.



2. - Is it a chair?  
- Yes, it is.



3. - Is it a pencil?  
- No, it isn't.  
It's a pen.



4. - Is it a parrot?  
- Yes, it is.



5. - Is it a monkey?  
- No, it isn't.  
It's a gorilla.



6. - Is it a lamp?  
- No, it isn't.  
It's an umbrella.



## 9. Match and colour.

**Remember!**

I = Εγώ  
 You = Εσύ  
 He = Αυτός (για άντρα ή αγόρι)  
 She = Αυτή (για γυναίκα ή κορίτσι)  
 It = Αυτό (για ένα ζώο ή πράγμα)  
 We = Εμείς  
 You = Εσείς  
 They = Αυτοί, -ές, -ά (για πολλά πρόσωπα, ζώα ή πράγματα)

## 10. Read and circle.

1. **a** / **an** cat

2. **a** / **an** egg

3. **a** / **an** idea

4. **a** / **an** window

5. **a** / **an** umbrella

6. **a** / **an** star

**Remember!**

a/an = ένας, μία, ένα

a cat

an ant





## Vocabulary

### Countries = Χώρες

1. England = Αγγλία
2. Germany = Γερμανία
3. Australia = Αυστραλία
4. Egypt = Αίγυπτος
5. Italy = Ιταλία
6. Canada = Καναδάς
7. China = Κίνα
8. Spain = Ισπανία
9. Albania = Αλβανία
10. Greece = Ελλάδα

### Adjectives = Επίθετα

1. nice = ωραίος
2. big = μεγάλος / small = μικρός
3. old = παλιός / new = καινούριος
4. old = μεγάλος (σε ηλικία) /  
young = νέος, μικρός (σε ηλικία)
5. fat = χοντρός / thin = λεπτός
6. tall = ψηλός / short = κοντός

### General Words

1. do = κάνω
2. jump = πηδάω
3. easy = εύκολος

4. draw = ζωγραφίζω
5. good = καλός
6. stand = στέκομαι
7. talk = μιλάω
8. dance = χορεύω
9. write = γράφω
10. read = διαβάζω
11. but = αλλά
12. fly = πετάω
13. English = αγγλικά
14. Greek = ελληνικά / Έλληνας
15. pyramid = πυραμίδα
16. kangaroo = καγκουρό
17. funny = αστείος
18. polar bear = πολική αρκούδα
19. lucky = τυχερός
20. now = τώρα

My favourite words



# 1. Look, read and write.



1. E n g l a n d



2. G r e e c e



3. A l b a n i a



4. G e r m a n y




5. C a n a d a



6. A u s t r a l i a



7. E g y p t



8. C h i n a



9. S p a i n



10. I t a l y

# 2. Read and draw.


1. a tall boy



2. an old lady




3. a big car



4. a fat cat



5. a thin woman



6. a small mouse



SUPER  
COURSE

ELT PUBLISHING

### 3. Read and stick.



1. pyramid



2. polar bear



3. kangaroo



4. Greek



5. fly

### 4. Look and find. → ↓



① dance



② read



③ jump



④ stand

d	a	n	c	e	k	f	a	e	w
e	l	c	y	o	s	q	t	p	r
s	u	r	e	a	d	l	a	k	i
t	a	w	r	z	e	o	l	f	t
a	d	d	p	t	c	l	k	w	e
n	j	r	x	g	e	a	v	c	h
d	s	a	b	j	u	m	p	i	o
a	t	w	d	j	l	e	n	e	r



⑦ draw



⑥ talk



⑤ write



## 5. Read and write.

- ✓ I can run.  
 ? Can I run ?  
 ✗ I can't run .
- ✓ He can write.  
 ? Can he write ?  
 ✗ He can't write .
- ✓ It can fly.  
 ? Can it fly ?  
 ✗ It can't fly .
- ✓ You can read books.  
 ? Can you read books ?  
 ✗ You can't read books .



**Remember!**

✓ I can play.  
 ? Can I play?  
 ✗ I can't play.

- ✓ Tom and Peter can draw.  
 ? Can Tom and Peter draw ?  
 ✗ Tom and Peter can't draw .

## 6. Look and write.

	Mary	John
	✓	✗
	✗	✓
	✓	✗
	✗	✓

- Can Mary play the piano?  
 - Yes, she can .
- Can John play the piano?  
 - No, he can't .
- Can Mary dance?  
 - Yes, she can .

- Can Mary stand on her head?  
 - No, she can't .
- Can John sing?  
 - Yes, he can .
- Can John dance?  
 - No, he can't .



**Remember!**

- Can I play, mum?  
 - Yes, you can. / - No, you can't.

- Can he read?  
 - Yes, he can. / - No, he can't.

- Can they sing?  
 - Yes, they can. / - No, they can't.

## 7. Read and write in the plural.



1. a pretty girl



three pretty girls



4. an old shoe



two old shoes



2. a fat witch



four fat witches



5. a long dress



ten long dresses



3. a tall man



seven tall men



6. a small mouse



six small mice

ELT PUBLISHING

### Remember!

Για να σχηματίσουμε τον πληθυντικό των ουσιαστικών, βάζουμε:

- **-s**: στα περισσότερα ουσιαστικά: girl - girls
- **-es**: όταν η λέξη τελειώνει σε **-s, -ss, -sh, -ch, -x, -o**: box - boxes
- **-ies**: όταν η λέξη τελειώνει σε **σύμφωνο + y**, αφού πρώτα βγάλουμε το y: lady - ladies

**ΑΛΛΑ**

- **-s** εάν η λέξη τελειώνει σε **φωνήεν + y**: toy - toys

Τέλος, υπάρχουν **ουσιαστικά με ανώμαλο πληθυντικό**: man > men, woman > women, child > children, foot > feet, tooth > teeth, fish > fish, mouse > mice



Τα επίθετα και τα χρώματα παραμένουν ίδια στον πληθυντικό.

a tall man > two tall men

a red apple > three red apples

## 8. Read and write in the plural.


1. This is a polar bear.  
These are polar bears.
2. It is a kangaroo.  
They are kangaroos.
3. That is a camel.  
Those are camels.
4. This is a bird.  
These are birds.
5. There is a flower on the tree.  
There are flowers on the trees.





## 9. Look, read and write.




Hi! I'm Colin. PUBLISHING

I'm ten years old. I can <sup>1</sup> r e a d  and

<sup>2</sup> w r i t e  in English. I can

<sup>3</sup> d a n c e , but I can't <sup>4</sup> d r a w .

I'm from Australia. In Australia, it's <sup>5</sup> c o l d 

in summer and it's <sup>6</sup> h o t  in winter. There are funny

<sup>7</sup> k a n g a r o o s  here.

I like my country!