

# Contents

			<b>PAGE</b>
	INSTRUCTIONS		4
	ALPHABET REVIEW		6
	<b>LESSONS</b>	<b>VOCABULARY</b>	<b>GRAMMAR</b>
1	My family	Personal pronouns	8
2	My bag	What's this? / What's that?	12
3	My classroom	a/an	16
4	Animals	- Is it a/an ...? - Yes, it is. / - No, it isn't.	20
<b>Revision 1 (Lessons 1-4)</b>			<b>24</b>
5	Animals	There is - Is there? - There isn't	30
6	Colours	The verb "be": affirmative	34
7	Jobs	The verb "be": interrogative	38
8	My house	The verb "be": negative	42
<b>Revision 2 (Lessons 5-8)</b>			<b>46</b>
9	Music - Technology	This is / That is	52
10	Numbers	the OR a/an?	56
11	Numbers	The time	60
12	My room	Prepositions of place: in, on, under, next to	64
<b>Revision 3 (Lessons 9-12)</b>			<b>68</b>
13	Means of transport	Whose is it?	74
14	Clothes	Plurals (1): -s	78
15	My body	Possessive adjectives	82
16	Fruit and vegetables	These are / Those are	86
<b>Revision 4 (Lessons 13-16)</b>			<b>90</b>
17	The park	There is / There are	96
18	General words	Plurals (2): -es / -ies	100
19	General words	Plurals (3): irregular plurals	104
20	Days of the week	How many ... are there?	108
<b>Revision 5 (Lessons 17-20)</b>			<b>112</b>

## LESSONS

## VOCABULARY

## GRAMMAR

21	Feelings	The verb "be": questions and short answers	118
22	Jobs	Who's this? / Who's that?	122
23	Colours	Question words	126
24	Seasons	Prepositions of time: on, in, at	130

### Revision 6 (Lessons 21-24) 134

25	General words	The verb "can": affirmative and interrogative	140
26	Countries	The verb "can": negative	144
27	Adjectives	Plurals (4): nouns and adjectives	148
28	Countries	Plurals (5): They / These / Those / There are	152

### Revision 7 (Lessons 25-28) 156

29	My town	The verb "have got": affirmative	162
30	Face and body	The verb "have got": interrogative	166
31	My body	The verb "have got": negative	170
32	Food, snacks and drinks	some / any	174

### Revision 8 (Lessons 29-32) 178

33	Verbs	Present Continuous: affirmative	184
34	Verbs	Present Continuous: interrogative	188
35	Technology	Present Continuous: negative	192
36	The weather	Present Continuous (review)	196

### Revision 9 (Lessons 33-36) 200

37	Food, snacks and drinks	Present Simple: affirmative	206
38	My day	Present Simple: interrogative	210
39	Sports	Present Simple: negative	214
40	Holidays	Present Continuous OR Present Simple?	218

### Revision 10 (Lessons 37-40) 222

MY GRAMMAR			228
MY PHONETICS LIST			230

# INSTRUCTIONS = Οδηγίες

- or = ή
- about = για, σχετικά με
- Choose and write. = Διάλεξε και γράψε.
- Circle the days and find the magic word. = Κύκλωσε τις μέρες και βρες τη μαγική λέξη.
- Circle the odd one out. = Κύκλωσε τη λέξη που δεν ταιριάζει.
- Count and circle. = Μέτρησε και κύκλωσε.
- Find and say. = Βρες και πες.
- Find and write. = Βρες και γράψε.
- Join and write. = Ένωσε και γράψε.
- Let's play! = Ας παίξουμε!
- Let's talk! = Ας μιλήσουμε!
- Let's tick and talk! = Ας βάλουμε ✓ και ας μιλήσουμε!
- Let's write! = Ας γράψουμε!
- Let's read and answer! = Ας διαβάσουμε και ας απαντήσουμε!
- Let's write and draw! = Ας γράψουμε και ας ζωγραφίσουμε!
- Listen, say and learn. = Άκουσε, πες και μάθε.
- Look and answer. = Κοίταξε και απάντησε.
- Look and circle. = Κοίταξε και κύκλωσε.
- Look and find. = Κοίταξε και βρες. *(Τα βέλη δείχνουν την κατεύθυνση των λέξεων.)*
- Look and match. = Κοίταξε και αντιστοίχισε.
- Look and say. = Κοίταξε και πες.
- Look and stick. = Κοίταξε και κόλλησε.
- Look and tick. = Κοίταξε και βάλτε ✓.
- Look and write. = Κοίταξε και γράψε.
- Look, count and match. = Κοίταξε, μέτρησε και αντιστοίχισε.
- Look, count and write. = Κοίταξε, μέτρησε και γράψε.
- Look, find and write. = Κοίταξε, βρες και γράψε. *(Τα βέλη δείχνουν την κατεύθυνση των λέξεων.)*
- Look, read and answer. = Κοίταξε, διάβασε και απάντησε.
- Look, read and colour. = Κοίταξε, διάβασε και χρωμάτισε.
- Look, read and write. = Κοίταξε, διάβασε και γράψε.

# ALPHABET REVIEW

## 1. Write and say.


A B C D E F G H I J K L M N O P Q R S T U V W X Y Z  
a b c d e f g h i j k l m n o p q r s t u v w x y z

## 2. Look and match.




## 3. Read and draw.


1. van




2. egg




3. octopus




4. star



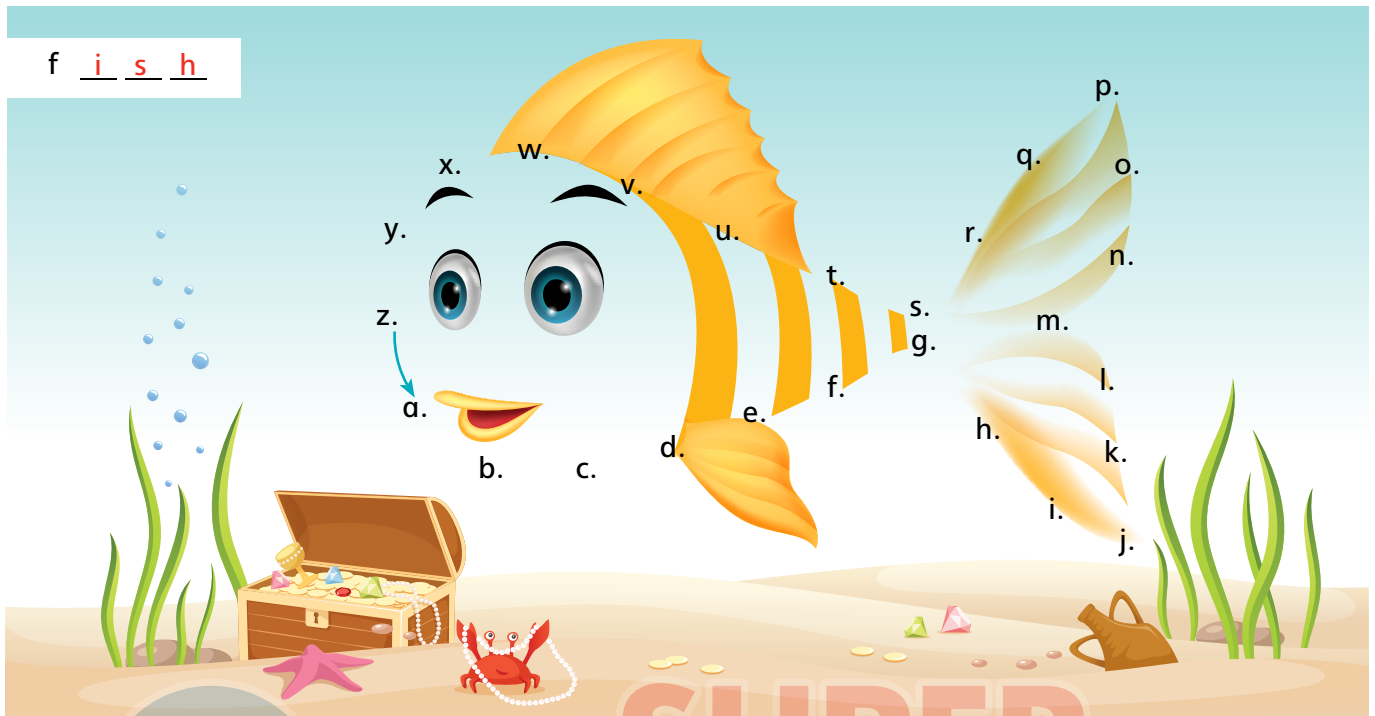
5. king



6. ant



## 4. Join and write.



## 5. Look, find and write. →

o	c	t	o	p	u	s	o
a	l	a	m	p	i	f	k
e	c	n	y	l	g	v	r
r	m	a	n	p	r	m	e
x	t	b	i	z	t	a	t
h	a	t	d	r	i	m	w
q	b	t	z	e	b	r	a


1. o ctopus

2. l amp

3. m an

4. h at

5. z ebra



## 6. Choose and write.



1. c at (c / k)



5. r abbit (p / r)



2. d og (b / d)



6. g irl (g / j)



3. u mbrella (a / u)



7. p ig (q / p)



4. h at (h / x)



8. n et (h / n)

Memory check

Read and match.

1. Zorro



2. Dora



3. Batman



4. Hello Kitty



5. Superman



6. Ben Ten



7. Barbie



8. Spider-Man



9. Lion King



VOCABULARY

Listen, say and learn.



My family = Η οικογένειά μου

- 1. children = παιδιά
- 2. mum = μαμά\*
- 3. dad = μπαμπάς
- 4. brother = αδερφός
- 5. sister = αδερφή

General Words = Γενικές λέξεις

- 6. No = Όχι
- 7. my = μου
- 8. and = και
- 9. Yes = Ναι

Oral Phrases = Προφορικές φράσεις

Are you OK? = Είσαι εντάξει;

I miss my family. = Μου λείπει η οικογένειά μου.

We are here! = Εμείς είμαστε εδώ!

Thank you! = Ευχαριστώ!

My favourite words



\*Οι λέξεις/φράσεις του λεξιλογίου με έντονα γράμματα είναι άγνωστες, ενώ οι υπόλοιπες είναι ήδη γνωστές από τα προηγούμενα μαθήματα.

These phrases are only for oral use. Students are NOT expected to write them.

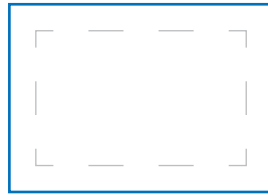
## 1. Read and stick.



1. mum



2. brother



3. dad



4. sister

## 2. Read and write.

1. dad      d a d

2. mum      m u m

3. sister      s i s t e r

4. brother      b r o t h e r

## 3. Remember and learn. (Dictation)



1. a n t



2. d o g



3. c a t

## 4. Look and write.

Hi!  
My name is Sam.  
This is my family.

1. This is my d a d.

2. This is my m u m.

3. This is my b r o t h e r.

4. This is my s i s t e r.

## Personal pronouns

(Προσωπικές αντωνυμίες)

I - You - He - She - It - We - You - They

### ΕΝΙΚΟΣ



1. I = Εγώ



3. He = Αυτός  
(για άντρα ή αγόρι)



4. She = Αυτή  
(για γυναίκα ή κορίτσι)



2. You = Εσύ



5. It = Αυτό  
(για ένα ζώο ή πράγμα)

### ΠΛΗΘΥΝΤΙΚΟΣ



6. We = Εμείς



7. You = Εσείς



8. They = Αυτοί, -ές, -ά  
(για πολλά πρόσωπα, ζώα ή πράγματα)



Bob / dad / boy > **he**  
Bob and I > **we**

Amy / mum / girl > **she**  
you and Bob > **you**  
dog / hat > **it**  
children / mum and dad > **they**

## 5. Look and circle.



1. **She** / He



2. It / **You**



3. She / **He**



4. **It** / I



5. **I** / We



6. **They** / It



















7. **We** / She



8. **You** / He



## 6. Look and circle.

1. it	 children	 rabbit	 net	 dad
2. she	 girl	 mum	 lamp	 pig
3. he	 Ben	 cat	 boy	 queen
4. it	 boy	 umbrella	 man	 dog
5. they	 king and queen	 star	 children	 frog

## 7. Read and match.

1. Super Junior → It
2. My dog → We
3. Amy and I → He

4. Anna → They
5. You and Amy → She
6. Nick and Mary → You

## Vocabulary

### My family = Η οικογένειά μου

1. children = παιδιά
2. mum = μαμά
3. dad = μπαμπάς
4. brother = αδερφός
5. sister = αδερφή

### My bag = Η τσάντα μου

1. pencil = μολύβι
2. pen = στυλό
3. rubber = γόμα, σβήστρα
4. book = βιβλίο

### My classroom = Η τάξη μου

1. desk = θρανίο / γραφείο (έπιπλο)
2. chair = καρέκλα
3. window = παράθυρο
4. door = πόρτα
5. teacher = δάσκαλος / δασκάλα
6. student = μαθητής / μαθήτρια

### Animals = Ζώα

1. cat = γάτα
2. crocodile = κροκόδειλος
3. parrot = παπαγάλος
4. camel = καμήλα
5. tiger = τίγρης
6. lion = λιοντάρι

### General Words

1. No = Όχι
2. my = μου
3. and = και
4. Yes = Ναι
5. Look! = Κοίτα! / Κοιτάξτε!
6. Miss = κυρία, δεσποινίς
7. friend = φίλος, -n
8. umbrella = ομπρέλα
9. in = μέσα
10. zoo = ζωολογικός κήπος
11. Run! = Τρέξε! / Τρέξτε!


### Dictation

- |                 |                 |
|-----------------|-----------------|
| 1. ant .....    | 7. bag .....    |
| 2. dog .....    | 8. pen .....    |
| 3. cat .....    | 9. book .....   |
| 4. dad .....    | 10. desk .....  |
| 5. mum .....    | 11. chair ..... |
| 6. sister ..... | 12. door .....  |

## VOCABULARY (Lessons 1-4)

### 1. Look and match.


- a. bag
- b. book
- c. rubber
- d. pen
- e. pencil




1. **c**



2. **a**



3. **b**



4. **e**



5. **d**

### 2. Look and match.




# SUPER COURSE

2. window

ELT PUBLISHING

1. chair



3. desk

6. teacher

5. student

4. door

### 3. Look, tick and colour.



In the zoo, there is:

1. a crocodile
2. a parrot
3. a lion
4. a tiger
5. a zebra
6. a camel

## GRAMMAR (Lessons 1-4)

### 4. Read and match.

1. Mary and I → We
2. Bob → She
3. My sister → He

---

4. A parrot → They
5. You and Amy → It
6. Bill and Anna → You

### Remember!


I = Εγώ  
 You = Εσύ  
 He = Αυτός (για άντρα ή αγόρι)  
 She = Αυτή (για γυναίκα ή κορίτσι)  
 It = Αυτό (για ένα ζώο ή πράγμα)  
 We = Εμείς  
 You = Εσείς  
 They = Αυτοί, -ές, -ά (για πολλά πρόσωπα, ζώα ή πράγματα)


5. Read and write a or an.

- |                      |                       |
|----------------------|-----------------------|
| 1. <u>a</u> hat      | 5. <u>a</u> pig       |
| 2. <u>an</u> octopus | 6. <u>a</u> rabbit    |
| 3. <u>a</u> woman    | 7. <u>an</u> idea     |
| 4. <u>an</u> egg     | 8. <u>an</u> umbrella |

**Remember!**

a/an = ένας, μία, ένα

a cat 

an ant 


6. Look and circle.

- 

- What's this / What's that?  
- It's a pencil.
- 

- What's this / What's that?  
- It's a star.
- 

- What's this / What's that?  
- It's a dog.
- 

- What's this / What's that?  
- It's a school.
- 

- What's this / What's that?  
- It's an egg.

**Remember!**





- What's this?  
- It's a pen.






- What's that?  
- It's an umbrella.

## 7. Look and circle.

1.  - Is it an umbrella?  
- **Yes, it is.** / No, it isn't.

2.  - Is it a cat?  
- Yes, it is. / **No, it isn't.**

3.  - Is it a desk?  
- **Yes, it is.** / No, it isn't.

4.  - Is it a fish?  
- Yes, it is. / **No, it isn't.**

5.  - Is it a book?  
- Yes, it is. / **No, it isn't.**

## Remember!



- Is it a zebra?

- **Yes, it is.**



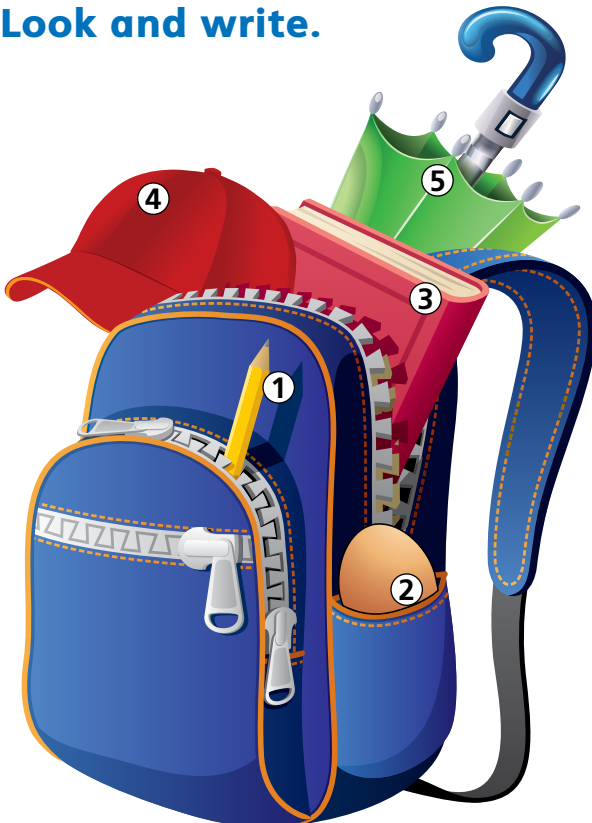
- Is it a lion?

- **No, it isn't.**

It's a tiger.

ELT PUBLISHING

## 8. Look and write.



In my bag:

1. There is a pencil \_\_\_\_\_.
2. There is an egg \_\_\_\_\_.
3. There is a book \_\_\_\_\_.
4. There is a hat \_\_\_\_\_.
5. There is an umbrella \_\_\_\_\_.

## 9. Let's write!

The final task in each Revision Lesson could be assigned as homework.

### My family

I am Nick and  
this is my family.

Robert is my dad  
and Linda is my mum.

Fred is my brother and  
Jenny is my sister.



# SUPER COURSE

ELT PUBLISHING

### My family

I am \_\_\_\_\_ (Students' own answers)

and this is my family.

\_\_\_\_\_ is my

\_\_\_\_\_ and

is my \_\_\_\_\_.

\_\_\_\_\_  
\_\_\_\_\_  
\_\_\_\_\_  
\_\_\_\_\_

My family

Memory check

Let's talk!




1. Betty singer



2. Daniel farmer



3. Martha dancer



4. Terry pilot



5. Peter showman

Who's this?



It's Betty. She's a singer.



VOCABULARY

Listen, say and learn.



Colours = χρώματα

1. purple = μωβ
2. brown = καφέ
3. orange = πορτοκαλί
4. grey = γκρι
5. pink = ροζ
6. blue = μπλε
7. red = κόκκινο
8. green = πράσινο
9. black = μαύρο
10. white = άσπρο
11. yellow = κίτρινο

General Words

12. favourite = αγαπημένος
13. food = φαγητό

My favourite words



Oral Phrases

- What's your favourite colour? = Ποιο είναι το αγαπημένο σου χρώμα;
- My favourite colour is purple. = Το αγαπημένο μου χρώμα είναι το μωβ.
- Where are you from? = Από πού είσαι;
- I'm from Greece. = Είμαι από την Ελλάδα.
- How old are you? = Πόσων χρονών είσαι;
- I'm nine (years old). = Είμαι εννιά (χρονών).



# 1. Read and colour.

- 1 = blue
- 2 = yellow
- 3 = red
- 4 = green
- 5 = orange
- 6 = purple
- 7 = brown



# 3. Remember and learn. (Dictation)

## 2. Read and write.

- 1. grey     g r e y
- 2. orange     o r a n g e
- 3. brown     b r o w n
- 4. purple     p u r p l e



## 4. Look and write.

What's your favourite colour?



## Question words (Ερωτηματικές λέξεις)

Σχηματίζουμε ερωτήσεις με τις παρακάτω λέξεις:

- **What** = Τι / Ποιος, -α, -ο (για πράγματα ή ζώα)
- **Who** = Ποιος, -α, -ο (για ανθρώπους)
- **Whose** = Ποιανού, -ής
- **Where** = Πού
- **How** = Πώς
- **How many** = Πόσοι, -ες, -α

### ? ΕΡΩΤΗΣΗ

- **What's this?** (= Τι είναι αυτό;)
- **What's your favourite colour?**  
(= Ποιο είναι το αγαπημένο σου χρώμα;)
- **Who's this?** (= Ποιος είναι αυτός;)
- **Whose is this hat?** (= Ποιανού είναι αυτό το καπέλο;)
- **Where is your book?** (= Πού είναι το βιβλίο σου;)
- **How are you?** (= Πώς είσαι;)
- **How many apples are there in the basket?**  
(= Πόσα μήλα υπάρχουν στο καλάθι;)

### ΑΠΑΝΤΗΣΗ

- It's a bag.
- It's red.
- It's Bob.
- It's Bob's.
- It's on the desk.
- I'm fine.
- There are four (apples).

ELT PUBLISHING

## 5. Read and match.

- |                                                  |                  |                      |
|--------------------------------------------------|------------------|----------------------|
| 1. How are you?                                  | <u>    c    </u> | a. It's Amy's.       |
| 2. Where are you from?                           | <u>    f    </u> | b. There are twenty. |
| 3. Whose is this bike?                           | <u>    a    </u> | c. I'm fine, thanks! |
| 4. Who's this?                                   | <u>    d    </u> | d. It's Tina.        |
| 5. How many students are there in the classroom? | <u>    b    </u> | e. It's a parrot.    |
| 6. What's this?                                  | <u>    e    </u> | f. I'm from Greece.  |

## 6. Read and circle.

1. - Where / Who is my hat? - It's on the table.
2. - How / Whose is this car? - It's Tom's.
3. - Who / What is your teacher? - Miss Brown.
4. - How many / Where pens are there in your bag? - There are two.
5. - How / What is your favourite colour? - It's pink.



## 7. Read and answer.

**SUPER COURSE**  
ELT PUBLISHING

1. - What's your name?  
- My name is ... (Students' own answers)

2. - How are you?  
- \_\_\_\_\_

3. - How old are you?  
- \_\_\_\_\_

4. - What's your favourite colour?  
- \_\_\_\_\_

5. - How many desks are there in your classroom?  
- \_\_\_\_\_

6. - Who is your teacher?  
- \_\_\_\_\_



# My grammar

## THERE IS / THERE ARE

### ΕΝΙΚΟΣ

There is / There's = Υπάρχει

- ✓ There is a banana in the basket.
- ? - Is there a banana in the basket?  
- Yes, there is. / - No, there isn't.
- ✗ There isn't a banana in the basket.

### ΠΛΗΘΥΝΤΙΚΟΣ

There are = Υπάρχουν

- ✓ There are two bananas in the basket.
- ? - Are there two bananas in the basket?  
- Yes, there are. / - No, there aren't.
- ✗ There aren't two bananas in the basket.

## THE VERB "BE"

### ✓ ΚΑΤΑΦΑΣΗ

ΟΛΟΚΛΗΡΟΣ ΤΥΠΟΣ	ΣΥΝΤΟΜΟΣ ΤΥΠΟΣ
I am	I'm
You are	You're
He is	He's
She is	She's
It is	It's
We are	We're
You are	You're
They are	They're

### ? ΕΡΩΤΗΣΗ

Am I?  
Are you?  
Is he?  
Is she?  
Is it?  
Are we?  
Are you?  
Are they?

### ✗ ΑΡΝΗΣΗ

ΟΛΟΚΛΗΡΟΣ ΤΥΠΟΣ	ΣΥΝΤΟΜΟΣ ΤΥΠΟΣ
I am not	I'm not
You are not	You aren't
He is not	He isn't
She is not	She isn't
It is not	It isn't
We are not	We aren't
You are not	You aren't
They are not	They aren't

### ΣΥΝΤΟΜΕΣ ΑΠΑΝΤΗΣΕΙΣ (YES/NO ANSWERS):

- Are you a student? - Yes, I am. / - No, I'm not.
- Is he a teacher? - Yes, he is. / - No, he isn't.
- Are they children? - Yes, they are. / - No, they aren't.

# THE VERB "CAN"

## ✓ ΚΑΤΑΦΑΣΗ

I can play  
You can play  
He can play  
She can play  
It can play  
We can play  
You can play  
They can play

## ? ΕΡΩΤΗΣΗ

Can I play?  
Can you play?  
Can he play?  
Can she play?  
Can it play?  
Can we play?  
Can you play?  
Can they play?

## ✗ ΑΡΝΗΣΗ

### ΟΛΟΚΛΗΡΟΣ ΤΥΠΟΣ

I cannot play  
You cannot play  
He cannot play  
She cannot play  
It cannot play  
We cannot play  
You cannot play  
They cannot play

### ΣΥΝΤΟΜΟΣ ΤΥΠΟΣ

I can't play  
You can't play  
He can't play  
She can't play  
It can't play  
We can't play  
You can't play  
They can't play

### ΣΥΝΤΟΜΕΣ ΑΠΑΝΤΗΣΕΙΣ (YES/NO ANSWERS):

- *Can I play, mum?*

- *Yes, you can. / - No, you can't.*

- *Can he read?*

- *Yes, he can. / - No, he can't.*

- *Can they sing?*

- *Yes, they can. / - No, they can't.*

# THE VERB "HAVE GOT"

## ✓ ΚΑΤΑΦΑΣΗ

### ΟΛΟΚΛΗΡΟΣ ΤΥΠΟΣ

I have got  
You have got  
He has got  
She has got  
It has got  
We have got  
You have got  
They have got

### ΣΥΝΤΟΜΟΣ ΤΥΠΟΣ

I've got  
You've got  
He's got  
She's got  
It's got  
We've got  
You've got  
They've got

## ? ΕΡΩΤΗΣΗ

Have I got?  
Have you got?  
Has he got?  
Has she got?  
Has it got?  
Have we got?  
Have you got?  
Have they got?

## ✗ ΑΡΝΗΣΗ

### ΟΛΟΚΛΗΡΟΣ ΤΥΠΟΣ

I have not got  
You have not got  
He has not got  
She has not got  
It has not got  
We have not got  
You have not got  
They have not got

### ΣΥΝΤΟΜΟΣ ΤΥΠΟΣ

I haven't got  
You haven't got  
He hasn't got  
She hasn't got  
It hasn't got  
We haven't got  
You haven't got  
They haven't got

### ΣΥΝΤΟΜΕΣ ΑΠΑΝΤΗΣΕΙΣ (YES/NO ANSWERS):

- *Have you got a brother, Ben?*

- *Yes, I have. / - No, I haven't.*

- *Has he got blue eyes?*

- *Yes, he has. / - No, he hasn't.*

- *Have they got a car?*

- *Yes, they have. / - No, they haven't.*

# My phonetics list

## MY PHONETICS LIST

= ΛΙΣΤΑ ΜΕ ΠΡΟΦΟΡΑ ΤΩΝ ΛΕΞΕΩΝ

Επειδή η προφορά της αγγλικής γλώσσας είναι ιδιαίτερη, δεν είναι εύκολο να την αποδώσουμε με αυστηρούς κανόνες. Γι' αυτό είναι προτιμότερο να ακούμε τις λέξεις από Άγγλο ομιλητή. Το βιβλίο αυτό συνοδεύεται από CD ή i-BOOK, που θα σε βοηθήσουν να αποκτήσεις σωστή προφορά. Ωστόσο, για να σε διευκολύνουμε να μελετήσεις το λεξιλόγιο, ετοιμάσαμε μια **βοηθητική λίστα με την προφορά των λέξεων σε απλοποιημένη μορφή.** Η λίστα είναι γραμμένη με ελληνικά γράμματα και συνοδεύεται από τα παρακάτω σύμβολα:

- γκρι γράμμα:

ΔΕΝ το ήλω έντονα (*απαλός ήχος που σβήνει*)  
hat (χατ)      king (κινγκ)      star (στΑΑρ)

- ΚΕΦΑΛΑΙΟ ΓΡΑΜΜΑ:

Το ήλω έντονα (*δυνατός, 'παχύς' ήχος*)  
fish (φιΣ)

- ΧΡΩΜΑΤΙΣΤΑ ΓΡΑΜΜΑΤΑ:

Τα ήλω ξεχωριστά  
lamp (λαμπι)

- α:

ήχος ανάμεσα σε 'α' και 'ε' (*ήχος που βγαίνει με ελαφρώς ανοικτό το στόμα*)  
man (μάν)

- Α:

καθαρό 'Α' (*ήχος που βγαίνει με ανοικτό το στόμα*)  
duck (ντΑκ)

## Alphabet lesson 1

(άφηραμπετ ήέσον ουΆν)

Aa (έι)  
ant (αντ)

Bb (μπίι)  
boy (μπόι)

Cc (σίι)  
cat (κατ)

Dd (ντίι)  
dog (ντογκ)

Ee (ίι)  
egg (εγκ)

Look! (λουκ!)  
Say! (σέι!)

Hello! I'm Ben. (χαήού! Άιμ μπεν.)

What's your name? (γουότς γιόορ νέιμ;)

Hi! My name is Anna. (χΆι! μΆι νέιμ ιζ άνα.)

This is Anna. (δισ ιζ άνα.)

## Alphabet lesson 2

(άφηραμπετ ήέσον τούου)

Ff (εφ)  
frog (φρογκ)

Gg (τζίι)  
girl (γκερλ)

Hh (έιτΣ)  
hat (χατ)

Ii (Άι)  
idea (Άϊντία)

Let's sing! (λέτς σινγκ!)

Come here! (καμ χίερ!)