



Super 2 Fun

Join us now, we can't wait!
Come on kids, don't be late!
Come on, let's go, hurry up!
Get up, stand up and cheer up!

} (2)

Join us now and sing along
feel the rhythm of our song.
Time for joy and good cheer,
let's have lots of fun this year!

} (2)

Come on girls, come on boys,
come on everybody,
sing together all as one ...

Let's have Super, Super Fun!
Super, Super, Super Fun!

} (4)

Let's have Super Fun!

ELT PUBLISHING



CONTENTS

LESSONS	GRAMMAR	pp.
1 My family ♪♪ Who's this? Who's that?	• Question words	4
2 Bye bye, Greece!	• Have got • Some/any • There is /there are	6
3 Welcome to England!	• Possessive adjectives • Possessive case (1)	8
4 Our new house ♪♪ Look around, look behind ...	• Prepositions of place • Possessive case (2)	10
5 Our new school	• The verb CAN • Countries & their adjectives	12
6 Global penfriends	• Imperative • Let's (not)	14
FUN BREAK 1		16
7 At the aquarium ♪♪ My house is a zoo!	• Irregular plural nouns • How much ◀▶ How many?	18
8 Saturday brunch	• Uncountable nouns (1)	20
9 E-mail from Australia	• Much, many, a lot/plenty of, very	22
10 Food shopping	• Uncountable nouns (2)	24
11 Internet chat ♪♪ Oh, my God! Is it yours?	• Possessive pronouns	26
12 The house-warming party	• Which (one/s) • This/that one / the one(s)	28
FUN BREAK 2		30
13 Helen's weekdays	• Present Simple (1): affirmative • Adverbs of frequency	32
14 Sven's relaxing weekends ♪♪ It's the weekend!	• Present Simple (2): affirmative • Prepositions of time: at, on, in	34
15 Christmas on the beach	• Present Simple (3): interrogative & negative	36
16 Morning gossip	• The time	38
17 Big and wild ♪♪ They're in this world like we are.	• The "how" questions	40
18 Helen's scrapbook	• Adverbs of manner	42
FUN BREAK 3		44
19 Geography headache	• Subject & Object pronouns	46
20 We're living in the UK now ♪♪ Let the music last for ever!	• Present Continuous (1): affirmative	48
21 Looking for Nessie	• Present Continuous (2): interrogative & negative	50
22 Greetings from Loch Ness	• Non-continuous verbs	52
23 The musical goodbye ♪♪ I'm singing, you're watching.	• Present Continuous ◀▶ Present Simple (Use of) (+ Present Continuous for the future)	54
24 Cell phone nightmare	• Prepositions of place: in, at, on, to	56
FUN BREAK 4		58

LESSONS	GRAMMAR	pp.
25 Cloudy Sunday	• be going to + verb	60
26 Around the fireplace ♪♪ Why, oh, why?	• must / mustn't + verb • can / can't + verb	62
27 A winter night's dream	• Future Simple	64
28 Jimmy's bright ideas	• too & (not) enough	66
29 He's a nice guy after all! ♪♪ Will you please...?	• Future Simple ◀▶ be going to + verb	68
30 An amazing world of wax	• First Conditional	70
FUN BREAK 5		72
31 Jason's weekend out	• Past Simple of the verb BE	74
32 One more toy ♪♪ It's just how the story goes!	• could / couldn't + verb	76
33 Our school magazine	• Past Simple: regular verbs (1) - affirmative	78
34 Mum, sweet mum!	• Past Simple: regular verbs (2) - interrogative & negative	80
35 Didn't you know? ♪♪ I didn't know but I found out!	• Past Simple: irregular verbs (1)	82
36 Mothering Sunday	• Past Simple: irregular verbs (2)	84
FUN BREAK 6		86
37 Easter Bunny or Bilby?	• Used to + verb	88
38 Lilly the bilby ♪♪ Running for my life.	• Past Simple: irregular verbs (3) • Past Continuous (1): affirmative	90
39 What a scare!	• Past Continuous (2): interrogative & negative	92
40 Shopping "therapy"	• Comparative degree of adjectives	94
41 Scrapbook of world records ♪♪ Smallest dogs, biggest fish	• Superlative degree of adjectives	96
42 Helen's Magic Planet dream	• Comparative & Superlative degree of adverbs • as ... as	98
FUN BREAK 7		100
43 Computer "trouble"	• Present Perfect: regular verbs (1) - affirmative • Key words (1)	102
44 The "Have you ever ...?" game ♪♪ Make your dreams come true!	• Present Perfect: regular verbs (2) - interrogative & negative • Key words (2)	104
45 No wonder she's been so moody!	• Present Perfect: irregular verbs (1) • Key words (3)	106
46 Planet Earth in danger!	• Present Perfect: irregular verbs (2) • Key words (4)	108
47 End-of-year environment party	• Have gone to ◀▶ have been to • Key words (5)	110
48 Congratulations everyone! ♪♪ Congratulations!!!	• Present Perfect ◀▶ Past Simple (Use of)	112
FUN BREAK 8		114
CHRISTMAS SONGS		116
ALL MY SUPER FUN SONGS		118

1a. Listen and read. (CD1, track 3)

Hello, children!
I'm Jason and
I'm from Greece.
My last name is Alexiou
and I'm 10 years old.



This is Helen. She's my sister.
She's 11 years old.

These are my parents:
my mum and my dad.
My dad is Greek and
my mum is English.
Mum is 36 years old
and she's a teacher.
Her first name is Margaret.
Dad is 38 years old and
he's a businessman.
His first name is Peter.



1b. Read and tick.

- Jason is eleven years old.
- Helen is eleven years old.
- Helen's last name is Alexiou.
- Jason's mother is from England.
- Her first name is Helen.
- Jason's father is English.
- His first name is Peter.
- His last name is Alexiou.

True	False
<input type="checkbox"/>	<input checked="" type="checkbox"/>
<input type="checkbox"/>	<input type="checkbox"/>
<input type="checkbox"/>	<input type="checkbox"/>
<input type="checkbox"/>	<input type="checkbox"/>
<input type="checkbox"/>	<input type="checkbox"/>
<input type="checkbox"/>	<input type="checkbox"/>
<input type="checkbox"/>	<input type="checkbox"/>
<input type="checkbox"/>	<input type="checkbox"/>

1c. Answer the questions.

- He's ... - She's ... - It's ...

- How old is Jason?
- Where is he from?
- What's his last name?
- What's his sister's name?
- How old is his father?
- How old is his mother?

- Yes, he/she/it is.
- No, he/she/it isn't.

- Is Jason Greek?
- Is his mother Greek?
- Is she a teacher?
- Is his father English?
- Is his name Paul?
- Is his sister eleven?

2a. Read the text and fill in with the right word.



Hello! My name's Helen. That's my first (1) name.
 My last _____ (2) is Alexiou. That's my father's name.
 He's Greek and he's thirty eight _____ (3) old.
 My mother isn't Greek. She's from _____ (4).
 Her first name is _____ (5) and
 she's thirty six years _____ (6).
 I've got a brother. His name's _____ (7)
 and he's ten years old. What about you?

- a. England
- b. name
- c. Jason
- d. years
- e. ~~first~~
- f. Margaret
- g. old

2b. Answer the questions. Then ask your friends.

1. What's your first name?
- My first name is ...
2. What's your last name?
- My last name is ...
3. Where are you from?
- I'm from ...
4. How old are you?
- I'm ... years old.



5. What's your father's name?
- My father's name is ...
6. What's your mother's name?
- My mother's name is ...
7. How old is your father?
- He is ... / My father is ... years old.
8. How old is your mother?
- She is ... / My mother is ... years old.

3. Sing along.

Who's this? Who's that?




Who's this?
 What's his name?
 This is Jason. } (2)
 That's his name.
 Jason is his name.
 Hello Jason, how are you?
 And how old are you? } (2)




Who's that?
 What's her name?
 That is Helen. } (2)
 That's her name.
 Helen is her name.
 Hello Helen, how are you?
 And how old are you? } (2)

Funny pictures



E-mail friends



Mouse problem



Health problems



Welcome to Africa

1. Match and ... have fun!

1. YOU ARE HERE.

2. For a good health,
drink at least 4-5 glasses
of water every day ...

3. I've got beautiful eyes
and ... a swimmer's body!


4. Oh, no! We've got a
serious problem!

5. I'm tall and thin.
What about you?

6. Oh, no! Don't open
the door!

2. Read the questions and match with the silly answers!

Animal jokes



1. What is a baby elephant after five weeks?

C


2. What has got six legs and can fly?

3. What is the only kind of dog you can eat?




4. How can an elephant get down from a tree?

5. What fish can only swim at night?

6. What has got twelve legs, six eyes and can't fly?



- A. A hot dog!
- B. It can sit on a leaf and wait until autumn!
- C. Six weeks old!
- D. Three birds!
- E. Three dogs!
- F. A starfish!



ELT PUBLISHING

3. Read and tell your friends!


School jokes

Teacher: Name an animal in Africa.

Student: A lion.

Teacher: Good, now name another.

Student: Another lion!



Teacher: Well, John what's your last name?

Student: The same as my father's name, Miss.

Teacher: So, what's that?

Student: What's what?

Teacher: Your father's last name, John!

Student: The same as my last name, Miss!




Mother: How's school?

Son: It's fun, but there is a man around and he is not very funny!


Mother: What? A man?

Son: Yes. His name is "Teacher"!



Teacher: Name five wild animals.

Student: Three elephants and two lions!



1a. Listen and read. (CD2, track 25)

It's Sunday evening. Jason and Helen are at their grandparents' house. They're lying on a thick carpet in front of the fireplace with their grandpa and he's about to tell them another one of his imaginary stories.

Gr/pa: Are you ready for today's journey to an imaginary world?
 Helen: Oh yes, grandpa. Where are we going to travel this time?
 Gr/pa: We're going to visit another planet, far away from the Earth.
 Jason: What's the name of the planet, grandpa?
 Gr/pa: It's Magic Planet. And it's big and beautiful but people don't know that it exists. So, close your eyes now. Ready? Let's go!

... Imagine we're on a spaceship. We're going to take off now, so you must fasten your seat belts ... We're taking off slowly and we're flying up in the blue sky ...

Now, the sky is going to get very dark but you mustn't be afraid. We're travelling in space and we can see the Earth from up here. And in a few minutes, it's going to look like a small blue ball ...



There are big and small lights all around us. Those lights are stars and planets. One of them is very very bright. That's Magic Planet.

That's where we're going today...

We're flying above Magic Planet now. We're about to land, so we must look for an open space. We mustn't land on the roof of a house or in the streets of a city ...

Oh, there we are! I can see a green field outside a small village. Here we go!

We're coming down slowly and our spaceship is making a lot of noise. We must turn off the engines before we wake up the inhabitants of the village. They mustn't see or hear us, or else they're going to be very scared ...

Now, look around you and tell me what you see ...

What's the matter? Can't you see anything? ...

Helen? ... Jason? ... Are you sleeping? ...

1b. Read and tick.

1. The children are sitting on a couch in front of the fireplace.
2. Their grandpa is going to tell them a true story.
3. The children must listen to the story with their eyes open.
4. They're taking off from the Earth on a spaceship.
5. They're going to land on a very bright planet.
6. They mustn't land on a green field.
7. They mustn't wake up the inhabitants of the village.
8. The children fall asleep before the end of the story.

True	False
<input type="checkbox"/>	<input type="checkbox"/>
<input type="checkbox"/>	<input type="checkbox"/>
<input type="checkbox"/>	<input type="checkbox"/>
<input type="checkbox"/>	<input type="checkbox"/>
<input type="checkbox"/>	<input type="checkbox"/>
<input type="checkbox"/>	<input type="checkbox"/>
<input type="checkbox"/>	<input type="checkbox"/>
<input type="checkbox"/>	<input type="checkbox"/>




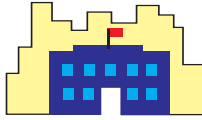








1c. Fill in with: must or mustn't + verb.

- | | |
|----------|--|
| be | 1. The children <u>must</u> <u>close</u> their eyes. |
| land | 2. They _____ their seat belts. |
| find | 3. They _____ afraid of the dark sky. |
| close | 4. They _____ on the roof of a house. |
| wake up | 5. They _____ an open space to land on. |
| turn off | 6. They _____ too much noise. |
| fasten | 7. They _____ the engines. |
| make | 8. They _____ the village people. |

2a. Choose and circle a, b or c.

- _____ I have a cup of coffee, please?
a. Can b. Must c. Mustn't
- He's got a broken leg. He _____ dance.
a. must b. can c. can't
- Students _____ go to school on weekdays.
a. can't b. must c. mustn't
- We _____ make noise. Dad is sleeping.
a. mustn't b. must c. can
- The cat is hungry. We _____ feed it.
a. can b. mustn't c. must

2b. Ask questions and answer using going to, can and must as in the example.

<p>- Jason / stay at home today? - No ... / can't</p> <p>+</p> <p>- Why not? - go to school</p>	 	<p>Is Jason going to stay at home today?</p> <p>No, he isn't. He can't stay at home today.</p>
<p>1.</p> <p>- Helen / ride her bicycle today? - No ... / can't</p> <p>+</p> <p>- Why not? - study history</p>	 	<p>2.</p> <p>- Sven / go to the cinema today? - No ... / can't</p> <p>+</p> <p>- Why not? - do the housework</p>
<p>3.</p> <p>- Tania / watch TV today? - No ... / can't</p> <p>+</p> <p>- Why not? - go shopping</p>	 	<p>3.</p> <p>- Tania / watch TV today? - No ... / can't</p> <p>+</p> <p>- Why not? - go shopping</p>
<p>4.</p> <p>- The children / play games today? - No ... / can't</p> <p>+</p> <p>- Why not? - tidy their rooms</p>	 	<p>4.</p> <p>- Your parents / relax this weekend? - No ... / can't</p> <p>+</p> <p>- Why not? - paint the house</p>
<p>5.</p> <p>- The boys / sleep all day tomorrow? - No ... / can't</p> <p>+</p> <p>- Why not? - wake up at 7</p>	 	<p>5.</p> <p>- The boys / sleep all day tomorrow? - No ... / can't</p> <p>+</p> <p>- Why not? - wake up at 7</p>

3. Sing along.

Why, oh, why?

Why must we always do what others want us to? } (2)
Why can't we sometimes be like wild birds flying free?

Why, oh, why?
Why can't we fly? } (2)
Why, oh, why?
Away and high!

Why must we spend all day doing what others say? } (2)
Why can't we sometimes fly like free birds in the sky?

Why, oh, why?
Why can't we fly? } (2)
Why, oh, why?
Away and high!

Why must we do our best to be like all the rest? } (2)
Why can't we find a way to fly from "musts" away?

Why, oh, why?
Why can't we fly? } (5)
Why, oh, why?
Away and high!

Christmas Songs

Jingle bells

Jingle bells, jingle bells
jingle all the way!
Oh, what fun it is to ride
in a one-horse open sleigh!

Dashing through the snow
in a one-horse open sleigh.
Over the fields we go
laughing all the way!

Bells on bob-tails ring
making spirits bright!
What fun it is to ride and sing
a sleigh song tonight!

Jingle bells, jingle bells
jingle all the way!
Oh, what fun it is to ride
in a one-horse open sleigh!

We wish you a Merry Christmas

We wish you a Merry Christmas!
We wish you a Merry Christmas!
We wish you a Merry Christmas,
and a Happy New Year!

Good tidings we bring
to you and your kin.
Good tidings for Christmas
and a Happy New Year!

We wish you a Merry Christmas!
We wish you a Merry Christmas!
We wish you a Merry Christmas,
and a Happy New Year!

**SUPER
COLORS
ELT PUBLISHING**



All my Super Fun songs



The Super Fun song

Join us now, we can't wait!
Come on kids, don't be late!
Come on, let's go, hurry up!
Get up, stand up and cheer up!

Join us now and sing along
feel the rhythm of our song.
Time for joy and good cheer,
let's have lots of fun this year!

Come on girls, come on boys,
come on everybody,
sing together all as one ...

Let's have Super, Super Fun!
Super, Super, Super Fun!

Let's have Super Fun!

Who's this? Who's that?

Who's this?
What's his name?
This is Jason.
That's his name.
Jason is his name.

Hello Jason, how are you?
And how old are you?

Who's that?
What's her name?
That is Helen.
That's her name.
Helen is her name.

Hello Helen, how are you?
And how old are you?



Look around, look behind ... (L4)

Look around, look around,
look around the house.
There are trees,
there are flowers,
all around the house.

Look behind, look behind,
look behind the house.
There's a garden,
a green garden,
just behind the house.

Look again, next to it,
look next to the house.
There's a car
in the garage
just next to the house.

Look again, once again
in front of the house.
There are children
in the yard
in front of the house.

My house is a zoo! (L7)

There are mice on my bed!
Three mice on my bed!
One mouse, two mice,
three mice on my bed!

There are geese on my desk!
Three geese on my desk!
One goose, two geese,
three geese on my desk!

Are there? Really? Isn't this a joke?
If this is a joke, it is very silly!

There are sheep on my roof!
Three sheep on my roof!
One sheep, two sheep,
three sheep on my roof!

There are deer in my room!
Three deer in my room!
One deer, two deer,
three deer in my room!

Are there? Really? Isn't this a dream?
If this is a dream, it is very silly!

This is not a joke.
This is not a dream.
It is really true!
My house is a zoo!

Oh, my God! Is it yours? (L11)

Oh, my God! What a laptop!
Whose is it? Is it yours?
Yes, it's mine.
That's my laptop!
Say, what else is yours?

Oh, my God! What a house!
Whose is it? Is it theirs?
Yes, it's theirs.
That is their house!
Say, what else is theirs?

Oh, my God! What a bike!
Whose is it? Is it his?
Yes, it is his.
That is his bike!
Say, what else is his?

Oh, my God! What a car!
Whose is it? Is it hers?
Yes, it is hers.
That is her car!
Say, what else is hers?

But they can't be!
No, they can't be!
Those things can't be
theirs or yours!

Yes, they can be!
They just can be!
They're just ours,
of course!

It's the weekend! (L14)

On weekdays, we're busy.
We've got so much to do.
We always wake up early
and take the bus to school.

On Mondays, we study.
We study on Tuesdays too.
On Wednesdays, Thursdays, Fridays,
we've got homework to do.

But then comes the weekend
and it's time to relax.
It's time for you and me to play, to
party and to dance!

Come on my friends!
It's the weekend!
Let's have some fun
at the weekend!

Come on now children!
It's the weekend!
Let us relax
at the weekend!



TEACHER'S NOTES CONTENTS

	Pages
General information on all components.....	122
Yearly lesson plan.....	123-125
Coursebook answer key & listening transcripts.....	126-136
Lessons 1-7.....	126
Lessons 8-12.....	127
Lessons 13-16.....	128
Lessons 17-22.....	129
Lessons 23-26.....	130
Lessons 27-30.....	131
Lessons 31-34.....	132
Lessons 35-38.....	133
Lessons 39-42.....	134
Lessons 43-45.....	135
Lessons 46-47.....	136

ALL COURSE COMPONENTS



- **Super Fun 2** is designed for 9 to 10-year-old learners of English who have completed A and B Junior classes and its teaching matter covers the first and half the second Senior classes. It can also be taught to students who have completed an A Senior level class, thus providing them with useful revision of vocabulary and consolidation of grammar points. It is designed to be taught in 90-minute lessons three times a week. In the next three pages you will find a recommended yearly lesson plan for 92 teaching sessions throughout the year, using both the main and the supplementary components of the series.
- The main components include the **Coursebook** with **audio CDs** and a **DVD**, the **Activity Book** and the **Writer's portfolio**. They are accompanied by the **Revision Book** and a **Story Book** to be used - optionally - just before every revision test for further consolidation of the acquired vocabulary and grammatical phenomena. All tests and optional quizzes are to be found in the **Test Booklet**. Tests are compulsory and they are to be taken after every Fun Break in the Coursebook and upon completion of the corresponding writing projects and revision lessons in the Activity Book. Finally, the **Summer Book**, comprising fun exercises and games for vocabulary consolidation, can be assigned as homework during the summer months, following the completion of the main teaching matter.
- The **Coursebook** revolves around the life of the Alexiou family, who leave Greece to spend a year in London. Mr Peter Alexiou is a Greek businessman married to an English woman, Margaret, whose parents live in London. Their children, Jason and Helen, 10 and 11 years old respectively, are going to attend a European school in London, where they will make friends and become familiar with both local and international cultural elements. All dialogues and texts not only place special emphasis on the fun side of life, but also transmit important values such as friendship, family bonds, multiculturalism, solidarity and eagerness to learn new things and to protect the environment. The Coursebook, with its 48 lessons and 8 Fun Breaks, also offers a wide variety of reading material, such as diary and magazine pages, scrapbook entries, websites, e-mails, chat windows, postcards, stories, school tests and maps. Its texts gradually increase in length without exceeding a specific number of new words to be acquired, while continually recycling previously learnt vocabulary and grammatical structures. The Coursebook also includes a large variety of guided oral exercises and listening comprehension activities, along with a total of 17 grammar-oriented fun songs, which further consolidate the acquired linguistic skills in a particularly appealing and entertaining way.
- The **Activity Book** is a most efficient and innovative book, since it combines three elements in one: vocabulary acquisition exercises, grammar theory and exercises and guided writing activities. Its 48 two-page lessons correspond to the 48 Coursebook lessons and its 8 Revision lessons and 16 writing projects are taught after the Fun Breaks in the Coursebook, just before each one of the 8 revision tests.
- The **Writer's portfolio** aims to be a compilation of the corrected versions of the students' letters, e-mails, postcards, diary pages, scrapbook entries, interviews, stories and reports. Each of its 16 illustrated pages corresponds to the 16 writing projects included in the Activity Book.
- The **Teacher's & Student's audio CDs & DVD** are to be used in class as well as at home by the students, who should be encouraged to listen to the pronunciation of new words before every lesson, to the recorded dialogues and texts of the following lesson and to watch the DVD clips of the songs and dialogues in the Coursebook at any time convenient to them.
- The **Revision Book** is optional and can either be used throughout the year before every revision test, in which case the pre-test activities of its purple pages are recommended, or as an autonomous book during the summer months for further consolidation of the acquired linguistic skills.
- The **Story Book** is also optional and can be read and commented on in class as supplementary consolidation material before every test.
- The **Summer Book** is to be assigned as homework during the summer months, following the completion of the main teaching matter and is an ideal way of keeping students in touch with the English language during their holidays, before they move on to the next level.

C.B. = Coursebook

A.B. = Activity book

W.P. = Writer's portfolio

TEACHING HOUR	DATE	LESSONS	PAGES
1 st		Remember lessons 1a - 1b (+ The Super Fun song)	A.B. pp. 3-4 (C.B. p. 1)
2 nd		Remember lessons 2a - 2b (+ The Super Fun song)	A.B. pp. 5-6 (C.B. p. 1)
3 rd		Remember lessons 3a - 3b (+ The Super Fun song)	A.B. pp. 7-8 (C.B. p. 1)
4 th		Lesson 1	A.B. pp. 9-10 C.B. pp. 4-5
5 th		Lesson 2	A.B. pp. 11-12 C.B. pp. 6-7
6 th		Lesson 3	A.B. pp. 13-14 C.B. pp. 8-9
7 th		Lesson 4	A.B. pp. 15-16 C.B. pp. 10-11
8 th		Lesson 5 (+ Quiz 1)*	A.B. pp. 17-18 C.B. pp. 12-13
9 th		Lesson 6	A.B. pp. 19-20 C.B. pp. 14-15
10 th		Fun break 1 Writing project 1a	A.B. p. 21 / C.B. pp. 16-17 A.B. p. 22 / W.P. p. 2
11 th		Writing project 1b Revision lessons 1a - 1b	A.B. p. 23 / W.P. p. 3 A.B. pp. 24-25
12 th		Revision lessons 1b - 1c	A.B. pp. 25-26
13 th		Story book, DVD projection and/or Revision book exercises pp. 17-18 (optional)	
14 th		TEST 1	TEST BOOKLET pp. 3-5
15 th		Lesson 7	A.B. pp. 27-28 C.B. pp. 18-19
16 th		Lesson 8	A.B. pp. 29-30 C.B. pp. 20-21
17 th		Lesson 9	A.B. pp. 31-32 C.B. pp. 22-23
18 th		Lesson 10	A.B. pp. 33-34 C.B. pp. 24-25
19 th		Lesson 11 (+ Quiz 2)*	A.B. pp. 35-36 C.B. pp. 26-27
20 th		Lesson 12	A.B. pp. 37-38 C.B. pp. 28-29
21 st		Fun break 2 Writing project 2a	A.B. p. 39 / C.B. pp. 30-31 A.B. p. 40 / W.P. p. 4
22 nd		Writing project 2b Revision lessons 2a - 2b	A.B. p. 41 / W.P. p. 5 A.B. pp. 42-43
23 rd		Revision lessons 2b - 2c	A.B. pp. 43-44
24 th		Story book, DVD projection and/or Revision book exercises pp. 27-28 (optional)	
25 th		TEST 2	TEST BOOKLET pp. 9-11

* The quizzes are to be found in the Test booklet, each one before every Test. They are optional and can be given to the pupils at any time suitable upon completion of the first 3 lessons of each unit of the Coursebook and after all relative exercises of the corresponding Activity lessons have been corrected in class.