

CONTENTS

INTRODUCTION	p. i	Teacher's INTRODUCTION	pp. ii-xiii
INTRODUCTORY LESSONS			
INTRO 1	pp. 8-13	INTRO 2	pp. 14-19
A. Hello & goodbye / Classroom language B. The alphabet C. Colours		A. A/An, The B. Numbers C. Days of the week	
	VOCABULARY	READING	
		A. FOCUS ON MEANING	B. FOCUS ON GRAMMAR
UNIT 1 APPEARANCE pp. 32-41	Face Hair Body types	a "wanted" poster	The verb "have got" (√ - X - ?) Possessive Adjectives Possessive Pronouns Possessive Case
UNIT 2 THE HOUSE pp. 42-51	House parts Rooms Furniture & things in the house	an ad on a holiday accommodation website	Prepositions of place There is / There are
UNIT 3 CELEBRATIONS pp. 52-61	Nouns related to celebrations Related adjectives & verbs	a blog entry about New Year's Eve customs	Present Simple (√) Adverbs of frequency Personal Pronouns (Subject & Object)
UNIT 4 EVERYDAY LIFE pp. 62-71	Daily routine Routine activities Household chores	a magazine interview with a businessman about his daily routine	Present Simple (X - ?) Position of adverbs of frequency (X - ?) Questions with question words
UNIT 5 TRAVEL & TOURISM pp. 72-81	Booking Sightseeing Related verbs	a travel agency brochure about holiday destinations	Modal Verbs The Imperative
UNIT 6 HOBBIES & PASTIMES pp. 82-91	Free time activities Related words & phrases	a blog entry about hobbies	Gerund Full Infinitive
UNIT 7 TECHNOLOGY pp. 92-101	Devices & gadgets Using technology Related verbs	live chats	Present Continuous (√ - X - ?)

INTRO 3		INTRO 4	
pp. 20-25		pp. 26-31	
A. Plurals B. Months & Seasons C. Ordinal numbers & Dates		A. Subject Pronouns B. The verb “be” C. Introducing people D. This/That & These/Those	
WRITING	LISTENING	SPEAKING	BUILD IT UP!
a “wanted” poster a description of yourself	a “Guess Who” game	playing a “Guess Who” game Everyday Language: asking about people’s appearance	Skin marks Collocations Adjectives about appearance
an ad for a holiday accommodation website a description of a room	an informal dialogue about a room	describing rooms Everyday Language: asking for and giving opinion (informal situations)	Household appliances Words easily confused In the lift
a blog entry about a local celebration different ways people celebrate	a radio interview about two celebrations a presentation about a festival	talking about habits during a celebration describing a person’s routine Everyday Language: expressing certainty	Countries & nationalities Common habits & activities
a magazine article about a person’s daily routine bedtime habits	an informal dialogue between two colleagues about their daily routine Pronunciation: rising and falling intonation	talking about habits and routine activities Everyday Language: asking for and telling the time	Describing activities
a forum post about a travel destination suggestions about a trip	a telephone conversation about a hotel reservation interpretation of common public signs	making a hotel reservation Everyday Language: asking for and giving directions	Airport areas At the airport On board
a reply in a Q&A column personal preferences	informal dialogues about free time activities	discussing weekend plans Everyday Language: making and responding to suggestions	Watching TV Types of programmes Film genres Cinema
an informal email about holidays a profile status	informal and formal telephone conversations	playing a guessing game Everyday Language: making telephone calls (informal & formal)	Computer parts PC equipment
			PROGRESS CHECK 1
			PROGRESS CHECK 2
			PROGRESS CHECK 3
			PROGRESS CHECK 4
			PROGRESS CHECK 5
			PROGRESS CHECK 6
			PROGRESS CHECK 7

	VOCABULARY	READING	
		A. FOCUS ON MEANING	B. FOCUS ON GRAMMAR
UNIT 8 SPORTS & FITNESS pp. 102-111	Sports Fitness	an informal letter of invitation	Present Simple vs Present Continuous Stative Verbs
UNIT 9 CLOTHES & SHOPPING pp. 112-121	Clothes Related adjectives Shopping	an article in a fashion magazine	Past Simple: regular verbs (✓) Past Simple: the verb "be" (✓ - X - ?) Used to (✓)
UNIT 10 PEOPLE & RELATIONSHIPS pp. 122-131	Family & relatives Related phrases Personality traits	a blog entry about two reunions	Past Simple: regular verbs (X - ?) Questions with question words Used to (X - ?)
UNIT 11 HEALTH & EMERGENCIES pp. 132-141	Illness & symptoms Injuries At the hospital	an online magazine article about a rare health condition	Past Simple: irregular verbs (✓ - X - ?)
UNIT 12 FOOD & DRINKS pp. 142-151	Types of food Spices & dressings In the kitchen Related verbs, words & phrases	a magazine article with two recipes	Countable & Uncountable Nouns
UNIT 13 EDUCATION & WORK pp. 152-161	Education Work CV Related verbs & phrases	a magazine interview with a rock star about his career	Present Perfect Simple (✓ - X - ?)
UNIT 14 NATURE & ANIMALS pp. 162-171	Animal types Animal parts Planet Earth Related verbs & nouns	a magazine article about two animals	Comparative & Superlative Degree of Adjectives
UNIT 15 GETTING AROUND pp. 172-181	Weather Means of transport Getting around	an informal dialogue about an unpleasant experience	Future Simple (✓ - X - ?) Be going to (✓ - X - ?)
VOCABULARY APPENDIX Food Jobs Animals		pp. 182-187	GRAMMAR APPENDIX Verbs & Tenses Irregular Verbs Grammar Exercises
			pp. 188-193

WRITING	LISTENING	SPEAKING	BUILD IT UP!	
an informal letter of invitation activities at a fitness camp	informal dialogues about making plans	making plans based on a timetable Everyday Language: discussing plans	Sports & physical activities	PROGRESS CHECK 8
an article in an online fashion magazine a description of your past style	dialogues at a clothes shop a podcast about a fashion designer's career Pronunciation: the "-ed" sound	shopping for clothes Everyday Language: asking for and offering help	Accessories Materials Shoes	PROGRESS CHECK 9
an article about a famous person's life past and present habits	a podcast about a famous person's private life Pronunciation: connected speech	playing a memory game Everyday Language: knowing what to say on different occasions	Life stages Relationship status	PROGRESS CHECK 10
an informal email including a narrative a description of a bad trip	a dialogue between a doctor and a patient an informal dialogue about an accident	creating a story based on pictures Everyday Language: asking about and responding to bad news	First-aid kit Body parts	PROGRESS CHECK 11
an online recipe a description of your eating habits	dialogues at a fast food restaurant	ordering at a restaurant Everyday Language: making and responding to offers	At the bar	PROGRESS CHECK 12
a letter/email of application life experiences	a job interview Pronunciation: sentence stress	role-playing a job interview Everyday Language: expressing encouragement	Professional traits	PROGRESS CHECK 13
a forum post about pets unique experiences	a radio interview about two environmental organisations	talking about two volunteer organisations Everyday Language: asking for and giving opinion (formal situations)	Environmental problems Natural disasters	PROGRESS CHECK 14
an informal email about planning a visit future plans	people talking about means of transport an informal dialogue about a trip Pronunciation: gonna/wanna	comparing means of transport Everyday Language: talking about the weather	Shops & services	PROGRESS CHECK 15

INTRO

1

Let's meet!

Hello! I'm Nick!
What's your name?

Hi! My name is Helen.
Nice to meet you!

A Hello & goodbye / Classroom language

Hello & goodbye

Saying **hello**:

Hello! / Hi! / Hey! / Hi there!

How are you? / How's it going? /
What's up?

Saying **goodbye**:

Goodbye! / Bye! / See you soon! /
See you later! / Talk to you later!

Let's slang!

Cheers! = Goodbye! (mostly BrE*)

- Bye, Richard!
- Cheers!

*BrE = British English

1. Listen and practise, changing the words in colour.

- 1
- Hi, George, what's up?
 - Hey, Tina! Fine, thanks!
I'm on my way to work.
 - All right, **see you later**!
 - Cheers!

- 2
- Hello! **How are you**?
 - I'm good, thank you.
Sorry, I'm in a hurry.
 - OK, **see you soon**!

2. Look and complete with the phrases from the box.

Good evening! Good night! Good afternoon! Good morning!

1

Good morning!

09:00

2

Good afternoon!

15:00

3

Good evening!

19:00

4

Good night!

22:00

3a. Who says what? Write T (Teacher), S (Student) or B (Both). Then, listen and circle the items you hear.

1. Open your books.
2. Go to page 10.
3. Can you help me with this exercise?
4. Can you answer No. 5?
5. Read the text.
6. Can you repeat that?
7. What does this word mean?
8. Can I go out for a moment?

T
T
S
T
T
B
B
S



Tip

In English, we use **excuse me** and **please** to sound more polite.

Excuse me, can you give me your pen?

Can you open the window, please?

3b. Now, practise the sentences above being more polite, as in the example.

Open your books, please.



B The alphabet

1. Listen and repeat.

2. Read the pairs aloud. Then, listen and circle.

Aa Bb Cc Dd
Ee Ff Gg Hh Ii Jj
Kk Ll Mm Nn Oo Pp
Qq Rr Ss Tt Uu Vv
Ww Xx Yy Zz

1	h	a
2	B	P
3	e	i
4	g	j
5	A	I
6	M	N
7	Q	K
8	T	D
9	U	Y
10	b	d

3. Listen and repeat the letter groups.

1. sh : shop
2. ch : cherry
3. th : tooth / this
4. ph : photo

4a. Read the form written in capital letters.

PERSONAL DATA FORM

NAME: PHILIP

SURNAME: WASHINGTON

ADDRESS: 10 RICHMOND STREET

TOWN/CITY: SOUTHAMPTON

COUNTRY: ENGLAND

4b. Now, rewrite the form in small letters.

Personal Data Form

Name: Philip

Surname: Washington

Address: 10 Richmond Street

Town/City: Southampton

Country: England

5. Listen and practise, changing the words in colour.

1

- Hello! My name is **Steven Gordon**.
I'd like a table for two, please.
- Of course! Can you spell your name for me, please?
- Sure! **S-T-E-V-E-N G-O-R-D-O-N**.
- OK, thank you!



2

- **Helen**, can you give me your Wi-Fi password, please?
- Yes, of course! It's **N-O-F-R- double E -W-I-F-I**.
- Ha ha! Cool, thanks!



Tip



For pairs of the same letter, we say "double":

"Anna" ➔ "A - double N - A"

3

- Hey, **Alison**, can you send me the photos?
- Sure, **Sally**! What's your email address?
- It's **sallyparker@mailnet.com**.
- Sorry, I didn't get that. How do you spell it?
- **S-A- double L -Y-P-A-R-K-E-R@mailnet.com**.
- All right, thanks!



Tip



In email addresses, we say:

"@" ➔ "at"

"." ➔ "dot"

6. Listen and complete with the missing information.

1

flight number:
EUJ 871

3

address:
5 **Moldon** Road

2

full name:
Betty York

4

email address:
clarasims @bmail.com



C Colours

Colours

red

yellow

blue

green

black

white

grey

orange

pink

purple

brown

1. Read and tick the correct flag.

1. It's red, white and blue.



Bulgaria



the UK



Belgium

2. It's red and yellow.



Australia



Spain



Canada

3. It's red and white.



China



Finland



Turkey

4. It's blue and white.



Greece



Japan



Sweden

5. It's green, blue and yellow.



Brazil



France



Cyprus

6. It's green, white and red.



Argentina



Russia



Italy

7. It's black, red and yellow.



the USA



Germany



Albania

2. Practise, as in the example.

Where are you from?

I'm from Japan.
What about you?



3. Look and write.

1. You get  pink when you mix  red and  white.
2. You get  purple when you mix  blue and  red.
3. You get  green when you mix  yellow and  blue.
4. You get  orange when you mix  red and  yellow.
5. You get  grey when you mix  black and  white.
6. You get  brown when you mix  green and  red.

4. Ask and answer using the words from the box and your own ideas, as in the example.

car bag camera mobile phone jacket umbrella bedroom



VOCABULARY

Vocabulary Focus



Devices & gadgets

computer
laptop
tablet
smartphone
MP3 player
camera
camcorder
USB stick
(battery) charger

Using technology

surf the Net
visit a website
chat online
enter my username/password
use an app(lication)
call sb / make a call
text sb / send an SMS

Related verbs

switch on/off
shut down
restart
copy
paste
save
search
look for
download ≠ upload
log in (to) ≠ log out (of)

Which is your favourite technological device and why?

1. Label the pictures with the devices and gadgets from the box.

(battery) charger laptop USB stick tablet camera
camcorder computer smartphone MP3 player



smartphone



camera



computer



(battery) charger



tablet



camcorder



USB stick



MP3 player



laptop

Tip

In British English, we mostly use **mobile phone** instead of **cell phone**. You can call me on my **mobile/cell (phone)** later.

2. Read and circle the correct option.

- Please don't forget to switch on / off your computer before you leave the office.

- Sure, no problem.
- What's your Wi-Fi call / password?

- It's 23081978, my date of birth!
- How can I log in to your tablet?

- Just enter / search the username "guest".
- Can you log out / download the photos from the party?

- Sure, but I'm quite busy right now. I can do it later.
- How do you like your new smartphone?

- I love it! It's got amazing applications / websites.
- I cannot restart / save these pictures on my USB stick. Can you help me, please?

- Yes, just a sec.
- Emily never texts her friends. She always chats / calls them.

- I know. She hates sending SMSs.
- What are you doing right now?

- I'm just surfing / copying the Net.

READING

A. Focus on meaning

1. Do you chat online? Who do you chat with and how often?

2. Match the abbreviations in the box with their meanings. Then, listen and read the live chats to check your answers.

- | | | |
|--------|---|------------|
| 1. RU | b | a. see you |
| 2. U | d | b. are you |
| 3. L8R | f | c. wait |
| 4. W8 | c | d. you |
| 5. @ | h | e. thanks |
| 6. 2 | g | f. later |
| 7. THX | e | g. to |
| 8. CU | a | h. at |

A

Good morning! How ⁶RU?

Good! ⁶U?

I'm just chatting online with Ben.

³Busy now?

³Quite ... I'm trying to study for my Turkish lesson at the moment.

OK, then. But we should talk about Roger's party.

I can text you in the afternoon

That works for me!

All right! Talk to you ⁶L8R! ²

B

Nick!! I need some help NOW!

Hey, what's the problem?

¹I can't play any videos on my laptop!

Should I restart my computer?

No, wait! Is the battery OK?

It's low ... 8%

You MUST connect the charger!

⁶W8 a sec ... It's OK now

Ha ha! You're so bad with technology!

I know ... ²

Call me on my mobile if you need anything else.

Cheers!

C

Hey!

Hi there! What's up?


Not bad.

⁵I'm hanging out with Jo ⁶@ my place.

Cool! What are you doing?

Jo's got a new tablet ...

Check it out



Wow ...!

It's got some AMAZING apps! Want ⁶2

come over?

Good idea! I'm shutting down my PC now.

See you in 10'

Awesome!

D

Hi!

Hey you! How's it going?

Pretty good!

I'm having some fun with my new camcorder!

Really? How is it?

It's sooo cool! You can save your video files on a USB stick and play them on your TV!

Sounds nice!

What about you? What are you up to?

Nothing much ...

⁴I'm looking for a new profile photo online.

Click on this link

<http://stockpic.co.uk/profile>

They've got a great collection of photos.

Cool! ⁶THX!

Got to go now. ⁶CU!

Tip

In informal conversations (online chats, SMSs, emails), we usually use short forms (I'm) or leave out words (Busy now?) and punctuation (It's OK now).

Also, we often use emojis (😊) and abbreviations (CU).

3. Read again and tick the correct option(s).

- A speaker has a problem with a device.
- There is an emoji.
- A speaker can't chat at the moment.
- A speaker is searching the Net to find a photo.
- A speaker is with somebody else.
- There is an abbreviation.

A	B	C	D
	✓		
✓	✓		
✓			
			✓
		✓	
✓	✓	✓	✓

4. Now, use the abbreviations from the box to complete the text messages.

THX
U
2
L8R
W8
CU
RU

1:00 PM

Hey ¹ U!

Hey there!

How ² RU?

11:20 AM

I'm sending you the photos.

Cool, ³THX!

3:00 PM

⁴ CU in 10'?

Busy now.

⁵ L8R?

9:45 AM

I need ⁶ 2 upload a file. Help!!

Just a sec!

⁷ W8



talking about actions happening now

Present Continuous (✓ - X - ?) (I am cleaning - I am not cleaning - Am I cleaning?)

We use the Present Continuous for:

- **actions** that are happening **now**

I am talking on the phone right now.

Affirmative (✓)		
I	am / 'm	cleaning
you	are / 're	
he/she/it	is / 's	
we/you/they	are / 're	

Negative (X)		
I	am not / 'm not	cleaning
you	are not / aren't	
he/she/it	is not / isn't	
we/you/they	are not / aren't	

Interrogative (?)		
Am	I	cleaning?
Are	you	
Is	he/she/it	
Are	we/you/they	

Spelling tips

write → writing

swim → swimming

Short answers

- Are you cooking?

- Yes, I am. / No, I'm not.

- Is he sitting on the floor?

- Yes, he is. / No, he isn't.

- Are they dancing?

- Yes, they are. / No, they aren't.

Time expressions

(right) now

at the moment

5. Read the live chats again and underline the verbs describing actions happening now, based on the Grammar Focus.

6. Complete with the Present Continuous (✓) of the verbs in brackets.

- Can you answer the phone, please? I 'm doing (do) the dishes.
- Be quiet! Linda 's making (make) an important call!
- They 're uploading (upload) a new article to their blog.
- I 'm putting (put) this food in the fridge. We can eat it later.
- Can you turn down the volume, please? Rob 's studying (study) in his room.
- Jamie 's getting (get) ready for work at the moment.

7. Write sentences using the Present Continuous (X - ?) and the prompts.

- I / work out at the moment (X) I'm not working out at the moment.
- Sarah / read a magazine right now (?) Is Sarah reading a magazine right now?
- Nick / have a shower now (X) Nick isn't having a shower now.
- you / watch the news (?) Are you watching the news?
- we / use the camcorder right now (X) We aren't using the camcorder right now.
- Paul and Danny / run in the park (?) Are Paul and Danny running in the park?

WRITING

Writing Task 1 an informal email about holidays

a. Look at the buttons (1-8) in Ben's email below and answer the questions.

Which button should you click on to ...

- | | | | |
|---|----------|--|----------|
| a. get the email on paper? | <u>3</u> | e. see the emails that you don't want? | <u>7</u> |
| b. see the emails that you send? | <u>6</u> | f. answer an email? | <u>1</u> |
| c. see the emails that you get? | <u>5</u> | g. send a picture? | <u>4</u> |
| d. see all your friends' email addresses? | <u>8</u> | h. send the same email to somebody else? | <u>2</u> |

b. Your friend Ben is sending you an email with pictures from his last holiday trip. Read his email and complete the subject.

email

1 Reply
2 Forward
3 Print
4 Attach files

5 Inbox

6 Sent

7 Spam

8 Contacts

from: Ben Richards <benrich@mailme.co.uk> Wed 17:50 pm

Subject: Holiday pics (Indicative answer)

Hi!

I'm finally back from Ibiza! It's a great place! I'm attaching some cool pics:

In the first one, Paul and I are eating "flaó", a local sweet pie. In the second photo, we are sitting at a cosy café and we are admiring the view of Dalt Vila, Ibiza's old town. The last one is from a local club. Lia is drinking a delicious fruit juice called "granizado" and we are dancing to Spanish pop music. The nightlife in Ibiza is awesome!

I hope you can come next time we go. 😊 What about your holiday? Send me some photos and tell me all about it!

Take care,
Ben

Tip In informal emails:

- we start with **Hi ...**, **Hey ...**, **Hello ...**,
- we finish with **Love**, **Kisses**, **Take care**, etc.

c. Now, respond to Ben's email telling him about your own holiday. You can use your own pictures and ideas.

Start with:

Hey Ben,

Thanks for your email! Your pictures look amazing. Here are my photos from my holiday in ...

Writing Task 2 Look at the selfies and complete the profile statuses with the missing verbs. Then, write your own profile status.

Nora Young ¹is hanging out with Nasim Dar.

Just now Like Comment

Henry Evans ²is swimming in the pool with Dorothy Mitchell.

Just now Like Comment

Neil Palmer and Sally Roberts ³are making a cake.

Just now Like Comment

⁴ (Students' own answers)

Just now Like Comment

LISTENING


1. Listen to two informal telephone conversations (A & B) and circle what the speakers are doing now.

CONVERSATION A



a


b



a

b

CONVERSATION B



a

b



a

b

2. Choose and complete the formal telephone conversations (A & B) with the phrases from the box. Then, listen and check your answers.

- a. I can call back b. Would you like to leave a message? c. May I ask who is calling?
d. I can put you through e. How can I help you? f. Can you hold the line, please?

CONVERSATION A

- A: Douglas Computers. This is Rachel speaking. ¹ e
B: Hello. I'm having a problem with my tablet battery.
A: ² d to our technical support team. ³ f
B: Sure, I can wait.

CONVERSATION B

- A: Vera Robertson's office. Nick Jones speaking.
B: Good morning. Could I speak to Ms Robertson, please?
A: ⁴ c
B: It's Ted Johnson.
A: Mr Johnson, I'm afraid Ms Robertson is not available at the moment. ⁵ b
B: No, it's OK. ⁶ a later.

3a. Complete David's telephone conversations (A & B) with the phrases from the boxes. Then, listen and check your answers.

- a. Who is it? b. Bye for now! c. Hold on a sec.

CONVERSATION A

- A: Hello! Martha speaking.
B: Hey, Martha.
A: ¹ a
B: It's me, David. Is Fay there?
A: ² c [...] She's at the office right now. Do you have a message for her?
B: No, it's OK. I can give her a ring later.
A: All right. ³ b

- a. Thank you for calling. b. May I ask who is calling?
c. Can I put you on hold for a minute?

CONVERSATION B

- A: Good morning! Fay Hanson's office. How can I help you?
B: Good morning. Could I speak to Mrs Hanson?
A: ¹ b
B: It's David Matthews.
A: ² c [...] I'm afraid Mrs Hanson is in a meeting at the moment. Can I take a message?
B: No, I can call back later.
A: OK. ³ a

3b. Which conversation is formal and which is informal? Why?

SPEAKING

Everyday Language: making telephone calls (informal & formal)

1. Listen to the telephone conversations. Then, act them out with your partner changing the words in bold and using your own ideas.

INFORMAL

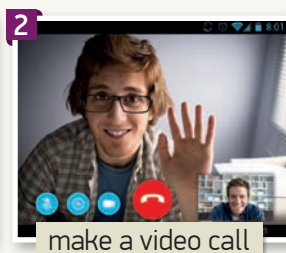
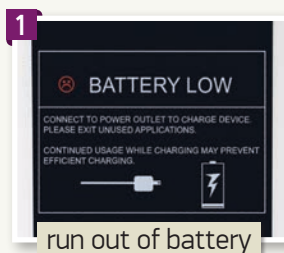
A: **Hello!**
 B: Hi, Roger. How are you?
 A: I'm fine ... **Who is it?**
 B: It's me, Nina.
 A: Oh hi, Nina. What's up?
 B: Everything's fine. Is your wife at home?
 A: **Just a moment ...** Mmm, no, she's not here. Should I say something to her?
 B: No, it's OK. I can call back later. Thanks!
 A: **Talk to you soon. Bye!**

FORMAL

A: **Computer Galaxy. This is** Roger **speaking.** How can I help you?
 B: Hello. Can I **speak** to Mr Andrews, please?
 A: **May I ask who is calling?**
 B: It's Celia Adams.
 A: **Please hold the line.**
 B: OK.
 A: I'm afraid Mr Andrews is not available at the moment. Would you like to leave a message?
 B: No, thank you. I can call back later.
 A: OK, Mrs Adams. **Thank you for calling.** Goodbye.

INFORMAL CONVERSATIONS	FORMAL CONVERSATIONS
Answering the phone	
Hello!	(Company name). This is ... speaking.
Hello! ... speaking.	(Company name). Good morning/evening!
Asking for the caller's name	
Who is it?	May I ask who is calling?
Who's calling?	Could I have your name, please?
Asking the caller to wait	
Just a moment.	Please hold the line.
Hold on a sec.	Can I put you on hold for a minute?
Hang on a minute.	Can you hold the line, please?
Ending the call	
Talk to you soon. Bye!	Thank you for calling.
Bye for now!	Thank you for your call.

2. Guess your partner's screen. Student A chooses a screen and Student B asks questions using the prompts to find out which one it is, as in the example.



Student B: Are you downloading files?

Student A: No, I'm not.

Student B: Are you running out of battery?

Student A: Yes, I am.

Student B: Your screen is number 1!

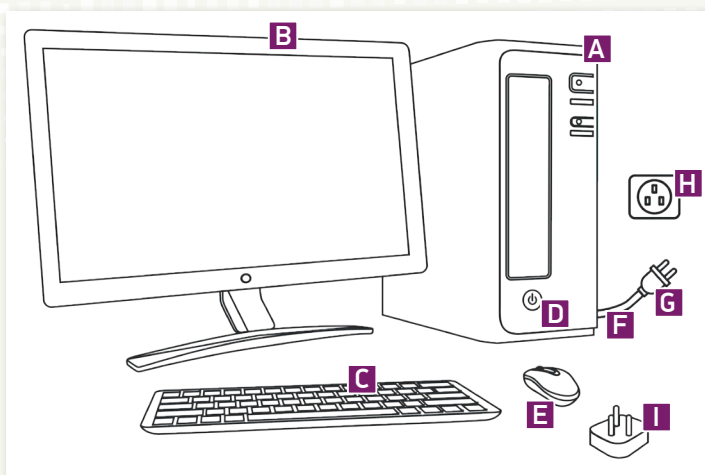
Student A: That's right!

BUILD IT UP!

1a. Label the picture from a PC manual with the computer parts from the box.

Computer parts

keyboard
cable
power button
plug
monitor
socket
adaptor
mouse
tower



Tip

In some countries, such as the UK, you need an adaptor to plug in and use your electronic devices.

- A. tower D. power button G. plug
B. monitor E. mouse H. socket
C. keyboard F. cable I. adaptor

1b. Now, listen and match the speakers with the items above they are talking about.

1. E 2. C 3. I 4. B 5. F

2a. Label the pictures with the PC equipment from the box.


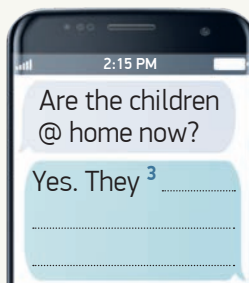
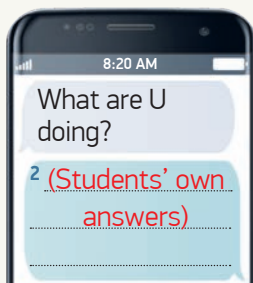
PC equipment

router
printer
scanner
speakers
headphones
microphone
webcam
(external) hard drive



2b. Have you got any of these devices? How often do you use them and what for?


3. Complete the text messages with your own ideas.




4. Ask and answer about the people in the pictures using the prompts, as in the example.

Is she downloading an app?

No, she isn't. She's downloading a film.



download an app / a film



set up the microphone / webcam



use the speakers / headphones



clean the monitor / keyboard



print a text / some pictures



fix the cable / socket

5a. Look at the pictures in a magazine article and circle the best title. Then, listen and write the correct answer.

a. New technologies **b. Old-fashioned or cool?** c. No more old gadgets

Old-fashioned or cool?

DIGITAL TIMES

Do you remember **film cameras**, video players and **Walkmans**? What about **floppy discs** and **audio cassettes**? Nowadays, gadgets and devices are quite different and most young people do not even know what these items look like. However, some people keep using old technology and they've probably got a good reason for it.




"Sure, computers are fun and really easy to use. However, there's something magical about the 'clack, clack, clack' sound of the **typewriter**. I'm probably a silly romantic, but I can't live without it!"

Karla is typing on her vintage typewriter.



"I feel that music is different on **vinyl**, especially when listening to albums from the 60s and 70s."

Mike is listening to Deep Purple on vinyl.



"I'm happy with my old-fashioned **flip phone**. Just making calls and sending SMSs is OK for me. I don't need an Internet connection or a digital camera all day long. Plus, I only have to charge it once a week!"

Olivia is using her flip phone to send an SMS.



"I love vintage video games. I know that I can use my PC to play them, but it's quite special having the original **arcade machines** from the 80s. I feel like a teenager again."

Don is playing Pac-Man in an amusement arcade.

	THEN	NOW
1.	floppy discs	USB sticks / (external) hard drives
2.	typewriter	computer
3.	film cameras	digital cameras
4.	flip phone	smartphone
5.	Walkmans	MP3 players
6.	arcade machines	online games
7.	audio cassettes	CDs / MP3s
8.	vinyl	

5b. Now, complete the table with the words/phrases in bold.

5c. What about you? Is there any old technology that you still use?

PROGRESS CHECK

7

1. Read and circle the correct option.

VOCABULARY

..... / 10

1. - I have to check my emails.
- Just a sec. I am my laptop right now.
A. switching off
☒ B. switching on
C. shutting down
2. Samuel usually keeps his movies on his external
A. printer
B. scanner
☒ C. hard drive
3. - Can I speak to Mr Edwards, please?
- who is calling?
☒ A. May I ask
B. Ask I may
C. May ask
4. You should save the videos on your
A. username
☒ B. USB stick
C. battery charger
5. Hello, Claudia speaking.
A. I am
☒ B. this is
C. that is
6. I can chat online with my friends on my new
A. MP3 player
☒ B. smartphone
C. camera
7. To turn on the tablet, simply press the power
A. cable
☒ B. button
C. adaptor
8. I can't type the text on my PC. My has got a problem.
A. printer
B. scanner
☒ C. keyboard
9. Right now, I'm visiting different sites to information about the festival.
☒ A. look for
B. enter
C. text
10. I can't the website because I can't remember my password.
A. log out of
☒ B. log in to
C. download
11. I am an email to the company right now.
A. writing
B. writeing
☒ C. writing

GRAMMAR

..... / 10

2. using my MP3 player at the moment.

You can take it.

A. Am not

☒ B. I'm not

C. I not

3. to your house now?

A. Your friends are driving

☒ B. Are your friends driving

C. Are driving your friends

4. - Is Julia calling Mr Jacobs?

- No, she

A. isn't calling

☒ B. isn't

C. is calling him

5. - What right now?

- I'm working out at the gym.

A. you doing

☒ B. are you doing

C. you are doing

6. - Are you reading the magazine?

- Yes,

A. I reading

B. am reading

☒ C. I am

7. - Where is Keith?

- He's in the pool with
Michael and Laura.

☒ A. swimming

B. swim

C. swiming

8. - Are you and your brother surfing the Net now?

- No,

☒ A. we aren't

B. I'm not

C. we are

9. - Who texting?

- Her boss, Mrs Brown.

☒ A. is Deborah

B. Deborah is

C. Deborah

10. They are using the new application

A. often

☒ B. at the moment

C. always

2. Ask and answer the questions.

1. Which electronic devices do you use every day?

2. Why do you usually use the Internet?

3. Which old-fashioned electronic device do you miss?

3. Reflect on your progress.



Can you ...

- talk about devices, gadgets and technology?
- read and understand live chats?
- talk about actions happening now?
- write an informal email describing pictures?
- make informal and formal telephone calls?
- talk about computer parts and PC equipment?
- understand and write text messages?
- read and understand a magazine article about technology?

FOOD


Vegetables



Pulses and legumes



Fruit



Nuts, seeds and grains

