


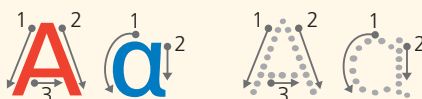

# CONTENTS


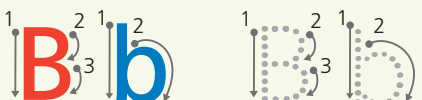

ALPHABET REVIEWS		PAGE
<b>REVISION LESSON</b>	<b>VOCABULARY</b>	<b>GRAMMAR</b>
1 (Lessons 1-2)	Animals	a/an 12
2 (Lessons 3-4)	My bag My classroom	This is / That is - What's this? - It's a/an ... 16
3 (Lessons 5-6)	My family Colours	What's this? / What's that? I - You - He - She - It 20
4 (Lessons 7-8)	Jobs Days of the week	I am - You are - He is - She is - It is Am I? - Are you? - Is he? - Is she? - Is it? 24
5 (Lessons 9-10)	Numbers Colours	I'm not - You aren't - He isn't - She isn't - It isn't We are - You are - They are 28
6 (Lessons 11-12)	My house Feelings	The verb "be": affirmative (✓) The verb "be": interrogative (?) 32
7 (Lessons 13-14)	Music Numbers	The verb "be": negative (x) This is / That is (✓ - ? - x) 36
8 (Lessons 15-16)	Numbers My room	the OR a/an? The time 40
9 (Lessons 17-18)	Means of transport Clothes	Prepositions of place: in, on, under, next to Whose is ...? 44
10 (Lessons 19-20)	My body	Plurals: -s my - your - his - her - its 48
11 (Lessons 21-22)	Technology Food, snacks and drinks	our - your - their These are / Those are 52
12 (Lessons 23-24)	Fruit and vegetables Days of the week	Are these / Are those ...? These aren't / Those aren't 56
13 (Lessons 25-26)	My town The park	on + day There is / Is there? / There isn't 60
14 (Lessons 27-28)	Numbers Verbs	There are / Are there? / There aren't How many ... are there? 64
15 (Lessons 29-30)	Jobs Space	Imperative / Let's Who's this? / Who's that? 68
16 (Lessons 31-32)	Colours Seasons	Question words: Where, How, How many Question words: What, Who, Whose 72
17 (Lessons 33-34)	Verbs	in + season & at + time The verb "can": affirmative (✓) 76
18 (Lessons 35-36)	Countries Sports	The verb "can": interrogative (?) The verb "can": negative (x) 80
19 (Lessons 37-38)	Food, snacks and drinks Adjectives	Present Simple: affirmative (✓) The verb "have got": affirmative (✓) 84
20 (Lessons 39-40)	My body Holidays	The verb "have got": interrogative (?) The verb "have got": negative (x) 88
<b>EXTRA GRAMMAR</b>		92
<b>MY GRAMMAR</b>		99
<b>WRITING TASKS</b>		118
<b>ORAL PRACTICE</b>		124




# INSTRUCTIONS = Οδηγίες


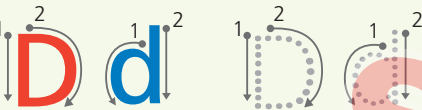

- Choose and circle. = Διάλεξε και κύκλωσε.
- Choose and write. = Διάλεξε και γράψε.
- Choose and write in the plural. = Διάλεξε και γράψε στον πληθυντικό.
- Choose and write sentences. = Διάλεξε και γράψε προτάσεις.
- Choose, write and say. = Διάλεξε, γράψε και πες.
- Circle and tick or cross. = Κύκλωσε και βάλτε ✓ ή x.
- Find and write. = Βρες και γράψε.
- Look and answer. = Κοίταξε και απάντησε.
- Look and circle. = Κοίταξε και κύκλωσε.
- Look and circle the letters. = Κοίταξε και κύκλωσε τα γράμματα.
- Look and find. = Κοίταξε και βρες.
- Look and match. = Κοίταξε και ταίριαξε.
- Look and tick. = Κοίταξε και βάλτε ✓.
- Look and tick or cross. = Κοίταξε και βάλτε ✓ ή x.
- Look and write. = Κοίταξε και γράψε.
- Look and write sentences. = Κοίταξε και γράψε προτάσεις.
- Look, ask and answer. = Κοίταξε, ρώτησε και απάντησε.
- Look, circle and answer. = Κοίταξε, κύκλωσε και απάντησε.
- Look, circle and write. = Κοίταξε, κύκλωσε και γράψε.
- Look, count and write. = Κοίταξε, μέτρησε και γράψε.
- Look, find and write. = Κοίταξε, βρες και γράψε.
- Look, match and draw. = Κοίταξε, ταίριαξε και ζωγράφισε.
- Look, read and match. = Κοίταξε, διάβασε και ταίριαξε.
- Look, read and tick. = Κοίταξε, διάβασε και βάλτε ✓.
- Look, read and write. = Κοίταξε, διάβασε και γράψε.
- Look, say and write. = Κοίταξε, πες και γράψε.
- Look, write and answer. = Κοίταξε, γράψε και απάντησε.
- Match and colour. = Ταίριαξε και χρωμάτισε.
- Now, look and write about your classroom. = Τώρα, κοίταξε και γράψε για την τάξη σου.
- Read and circle. = Διάβασε και κύκλωσε.
- Read and circle the words in the plural. = Διάβασε και κύκλωσε τις λέξεις στον πληθυντικό.
- Read and colour. = Διάβασε και χρωμάτισε.
- Read and draw. = Διάβασε και ζωγράφισε.
- Read and match. = Διάβασε και ταίριαξε.
- Read and write. = Διάβασε και γράψε.
- Read and write in the plural. = Διάβασε και γράψε στον πληθυντικό.
- Read, choose and write. = Διάβασε, διάλεξε και γράψε.
- Read, circle and write. = Διάβασε, κύκλωσε και γράψε.
- Read, count and circle. = Διάβασε, μέτρησε και κύκλωσε.
- Read, look and write. = Διάβασε, κοίταξε και γράψε.
- Read the postcard. = Διάβασε την καρτ ποστάλ.
- Read the postcard and tick or cross. = Διάβασε την καρτ ποστάλ και βάλτε ✓ ή x.
- Read the story. = Διάβασε την ιστορία.
- Read the story and circle. = Διάβασε την ιστορία και κύκλωσε.
- Read the story and match. = Διάβασε την ιστορία και ταίριαξε.
- Read the story and tick or cross. = Διάβασε την ιστορία και βάλτε ✓ ή x.
- Read the story, choose and write. = Διάβασε την ιστορία, διάλεξε και γράψε.
- Read the text. = Διάβασε το κείμενο.
- Read the text and circle. = Διάβασε το κείμενο και κύκλωσε.
- Read the text and tick or cross. = Διάβασε το κείμενο και βάλτε ✓ ή x.
- Read, write and draw. = Διάβασε, γράψε και ζωγράφισε.
- Read, write and say. = Διάβασε, γράψε και πες.

## 1. Look and write.

1. **Ant**   

2. **Boy**   

3. **Cat**   

4. **Dog**   

5. **Egg**   

## 2. Look and match.

## 3. Look and write.

ELT PUBLISHING

	1.		
	2.	c	a t
		n	
		t	

			3.
			
			4.
		b	g
	5.	d	o g
		y	

## Vocabulary

### Animals = Ζώα

1. cat = γάτα
2. elephant = ελέφαντας
3. camel = καμήλα
4. tiger = τίγρης
5. monkey = μαϊμού
6. lion = λιοντάρι

7. gorilla = γορίλλας
8. parrot = παπαγάλος
9. zebra = ζέβρα
10. rabbit = κουνέλι

### General Words = Γενικές Λέξεις

1. Look! = Κοίτα! / Κοιτάξτε!
2. zoo = ζωολογικός κήπος
3. and = και
4. No = Όχι

### Oral Phrases = Προφορικές Φράσεις

It's = (Αυτό) είναι

### 1. Read and write.

1. cat            c a t
2. lion           l i o n
3. zebra         z e b r a
4. camel         c a m e l
5. tiger         t i g e r
6. rabbit        r a b b i t
7. parrot        p a r r o t
8. monkey      m o n k e y
9. gorilla       g o r i l l a
10. elephant   e l e p h a n t

### 3. Look and match.

- |           |             |           |
|-----------|-------------|-----------|
| a. lion   | b. camel    | c. rabbit |
| d. monkey | e. elephant | f. tiger  |



### 2. Look and circle.

		
1. <u>zebra</u> / lion	2. <u>cat</u> / tiger	3. monkey / <u>gorilla</u>

#### 4. Read the story.



#### 5. Read the story and circle.

- 1 And this / that is ... a gorilla!
- 2 This / That is a monkey!
- 3 Look! This / That is a lion!
- 4 Wow! This / That is an elephant!
- 

## 6. Read and circle.

### Remember!

a/an = ένας, μία, ένα



a cat




an ant


1 a/an boy	2 a/an octopus	3 a/an van	4 a/an star
5 a/an idea	6 a/an man	7 a/an zoo	8 a/an umbrella

## 7. Read and write a or an.


1   
Look! It's a photo.

4   
Look! It's a boat.

2   
Look! It's an egg.

5   
Look! It's an elephant.

3   
Look! It's a toy.

6   
Look! It's a yo-yo.

## 8. Choose and write.

tiger idea hat fish ant egg

**a**

- tiger
- hat
- fish

**an**

- idea
- ant
- egg

9. Look and tick.

Remember!



This is a rabbit.



That is a tiger.

ZOO

This is ... That is ...

1. a lion!	<input checked="" type="checkbox"/>	<input type="checkbox"/>
2. a camel!	<input type="checkbox"/>	<input checked="" type="checkbox"/>
3. a tiger!	<input type="checkbox"/>	<input checked="" type="checkbox"/>
4. a monkey!	<input checked="" type="checkbox"/>	<input type="checkbox"/>
5. a gorilla!	<input checked="" type="checkbox"/>	<input type="checkbox"/>
6. an elephant!	<input type="checkbox"/>	<input checked="" type="checkbox"/>

10. Look and circle.

1



This / That is a duck.

4



This / That is an octopus.

2



This / That is a zebra.

5



This / That is a dog.

3



This / That is a frog.

6



This / That is a parrot.

11. Look and write This is a/an or That is a/an.

1. This is a \_\_\_\_\_ pig.



4. This is an \_\_\_\_\_ umbrella.



2. This is an \_\_\_\_\_ ant.



5. That is an \_\_\_\_\_ elephant.



3. That is a \_\_\_\_\_ boy.



6. This is a \_\_\_\_\_ girl.



## 1. Read and write in the plural.

### Remember!

Για να σχηματίσουμε τον πληθυντικό των ουσιαστικών, βάζουμε:

**-s:** banana-bananas

**-es:** όταν η λέξη τελειώνει σε **-s, -ss, -sh, -ch, -x, -o:** bus-buses

**-ies:** όταν η λέξη τελειώνει σε **σύμφωνο + y:** lorry-lorries

**ΑΛΛΑ -s:** όταν η λέξη τελειώνει σε **φωνήεν + y:** boy-boys

1. a finger
2. a door
3. a beach
4. an eye
5. a ball
6. a day
7. a potato
8. a toy
9. a family
10. a fox

- ten fingers
- five doors
- four beaches
- two eyes
- six balls
- seven days
- eleven potatoes
- eight toys
- three families
- nine foxes

## 2. Choose and write in the plural.

flower party country box shoe witch body boy dress

**-s**

1. flowers
2. shoes
3. boys

**-es**

4. boxes
5. witches
6. dresses

**-ies**

7. parties
8. countries
9. bodies

ELT PUBLISHING

## 3. Look and write sentences.



1. There are three ice creams  
\_\_\_\_\_ in the photo. (ice cream)
2. There are six tomatoes  
\_\_\_\_\_ in the photo. (tomato)
3. There are four monkeys  
\_\_\_\_\_ in the photo. (monkey)
4. There are five lorries  
\_\_\_\_\_ in the photo. (lorry)
5. There are seven brushes  
\_\_\_\_\_ in the photo. (brush)
6. There are two rockets  
\_\_\_\_\_ in the photo. (rocket)



# MY GRAMMAR

## a/an

REVISION LESSON 1  
(pp. 14-15)

Χρησιμοποιούμε **a/an** (= ένας, μία, ένα) με ουσιαστικά ενικού αριθμού, δηλαδή με λέξεις που μας δείχνουν ένα πρόσωπο, ζώο, φυτό ή πράγμα.

Βάζουμε **a** πριν από λέξη που αρχίζει από **σύμφωνο**, δηλαδή:

**b - c - d - f - g - h - j - k - l - m - n - p - q - r - s - t - v - w - x - y - z.**



**a** boy



**a** cat



**a** desk



**a** van



**a** yo-yo

Βάζουμε **an** πριν από λέξη που αρχίζει από **φωνήεν**, δηλαδή: **a - e - i - o - u.**



**an** ant



**an** egg



**an** idea



**an** octopus



**an** umbrella

## This is / That is

REVISION LESSON 1  
(pp. 14-15)

Χρησιμοποιούμε **This is** (= Αυτός, -ή, -ό είναι) όταν δείχνουμε κάτι/κάποιον που βρίσκεται **κοντά** μας.

Χρησιμοποιούμε **That is** (= Εκείνος, -η, -ο είναι) όταν δείχνουμε κάτι/κάποιον που βρίσκεται **μακριά** μας.



ELT PUBLISHING



Ο σύντομος τύπος του **That is** είναι **That's**.

**That is** → **That's**

## - What's this? - It's a/an ...

REVISION LESSON 2  
(pp. 18-19)

Χρησιμοποιούμε **What's this?** (= Τι είναι αυτό;) όταν ρωτάμε για ένα **ζώο** ή **πράγμα** που βρίσκεται **κοντά** μας.

Στην ερώτηση αυτή απαντάμε: **It's a/an ...** (= Είναι ένας, μία, ένα ...)



**What's = What is**

**What's this?**



**It's a pen.**

## What's this? / What's that?

Χρησιμοποιούμε **What's this?** (= Τι είναι αυτό;) όταν ρωτάμε για ένα **ζώο ή πράγμα** που βρίσκεται **κοντά** μας.

Χρησιμοποιούμε **What's that?** (= Τι είναι εκείνο;) όταν ρωτάμε για ένα **ζώο ή πράγμα** που βρίσκεται **μακριά** μας.

Στις ερωτήσεις αυτές απαντάμε: **It's a/an ...** (= Είναι ένας, μία, ένα ...)



It's a pen.



REVISION LESSON 2  
(pp. 18-19)

## I - You - He - She - It

1.  <b>I = Εγώ</b>	2.  <b>You = Εσύ</b>	3.  <b>He = Αυτός</b> (για άντρα ή αγόρι)	4.  <b>She = Αυτή</b> (για γυναίκα ή κορίτσι)	5.  <b>It = Αυτό</b> (για ένα ζώο ή πράγμα)
--------------------------	----------------------------	--	--	--

⚠ Bob / dad / boy > **he**      Amy / mum / girl > **she**      dog / hat > **it**

REVISION LESSON 3  
(pp. 22-23)

## I am - You are - He is - She is - It is

**ΚΑΤΑΦΑΣΗ** ✓  
**ΟΛΟΚΛΗΡΟΣ ΤΥΠΟΣ**

**I am** = Εγώ είμαι  
**You are** = Εσύ είσαι  
**He is** = Αυτός είναι (για άντρα ή αγόρι)  
**She is** = Αυτή είναι (για γυναίκα ή κορίτσι)  
**It is** = Αυτό είναι (για ένα ζώο ή πράγμα)

**ΣΥΝΤΟΜΟΣ ΤΥΠΟΣ**

**I'm**  
**You're**  
**He's**  
**She's**  
**It's**

*I'm a student.*  
*You're a teacher.*  
*He's a king.*



Παρατήρησε ότι για να σχηματίσουμε το σύντομο τύπο, **βγάζουμε το πρώτο γράμμα** από τις λέξεις **am / is / are** και βάζουμε απόστροφο ('):

~~I~~ am → I'm      You ~~are~~ → You're      He ~~is~~ → He's

REVISION LESSON 3  
(pp. 22-23)

# WRITING TASKS

## Writing Task 1 (Rev. Lessons 1-4)

Look, read and write.



### Sunday at the zoo

Hello, children!

This is a zoo! Look!

This is a monkey!

This is a parrot and  
this is a camel.

And look! That is a  
lion! That is a tiger

and that is an elephant.

I like the zoo!

### Sunday at the zoo

Hello, children! This is a zoo!

Look! This is           a rabbit          !

This is           a zebra           and this is  
          an elephant          .

And look! That is           a parrot          !

That is           a camel           and

that is           a gorilla          .

I like the zoo!



ELT PUBLISHING

# ORAL PRACTICE

1. What's your name?

2. How are you?

3. How old are you?

4. Where are you from?

5. Have you got a dog?

6. Have you got a laptop?

7. Have you got black hair?

8. Have you got brown eyes?

9. Is your dad a farmer?

10. Is your mum a singer?

11. Are you sad?

12. Are you cold?

13. Can you play the drums?

14. Can you play the violin?

15. Can you draw?

16. What's your favourite colour?

17. What's your favourite fruit?

18. What's your favourite season?

19. What's your favourite means of transport?

20. What colour is your bag?

21. How many friends have you got?

22. Who's your best friend?

23. Who's your favourite teacher?

24. Do you like English?

25. Do you like music?

26. Does your mum cook?

27. Does your dad dance?

28. Is your mum sleeping now?

29. Is your dad working now?

30. Are your friends playing now?

