

# Contents

**The Alphabet** p. 4

**Alphabet Reviews** p. 5

**Letter Groups Review** p. 11

**Numbers Review** p. 12

**Colours Review** p. 13

Revision Lessons		Vocabulary	Grammar	Skills
<b>1</b> p. 14	Lessons 1-2	Jungle animals My classroom	a / an this / that	Speaking
<b>2</b> p. 18	Lessons 3-4	My bag Colours	What's this? / What's that? Plurals (-s)	Listening
<b>3</b> p. 22	Lessons 5-6	My family Technology	The verb "be": singular (✓) The verb "be": singular (✗)	Speaking
<b>4</b> p. 26	Lessons 7-8	Feelings (1) Adjectives (1)	The verb "be": singular (?) The verb "be": singular (✓ - ✗ - ?)	Listening
<b>5</b> p. 30	Lessons 9-10	Things in the house (1) Rooms of the house	The verb "be" (✓) The verb "be" (✗)	Speaking
<b>6</b> p. 34	Lessons 11-12	Feelings (2) Things in the house (2)	The verb "be" (?) The verb "be" (✓ - ✗ - ?)	Speaking
<b>7</b> p. 38	Lessons 13-14	Farm animals Verbs (1)	these / those Imperative / Let's	Listening
<b>8</b> p. 42	Lessons 15-16	Fruit and vegetables (1) Irregular plurals	Plurals (-s / -es / -ies) Irregular plurals	Speaking
<b>9</b> p. 46	Lessons 17-18	My picnic basket Sweet food	in / on / under / next to There is / There are (✓)	Listening
<b>10</b> p. 50	Lessons 19-20	Numbers (11-20) Food	There is / There are (✗ - ?) There is / There are (✓ - ✗ - ?)	Speaking
<b>11</b> p. 54	Lessons 21-22	My face My body	The verb "have got" (✓) The verb "have got" (✗)	Listening

<b>12</b> p. 58	Lessons 23-24	Clothes Clothes and accessories	The verb "have got" (?) Possessive case ('s)	Listening
<b>13</b> p. 62	Lessons 25-26	Sports Verbs (2)	The verb "can" (✓ - ✗) The verb "can" (?)	Speaking
<b>14</b> p. 66	Lessons 27-28	Music Jobs	Possessive adjectives (my / your / his / her / its) Possessive adjectives (our / your / their)	Listening
<b>15</b> p. 70	Lessons 29-30	Free time activities Means of transport	Present Continuous (✓) Present Continuous: spelling rules	Speaking
<b>16</b> p. 74	Lessons 31-32	My bedroom The weather	Present Continuous (✗) Present Continuous (?)	Speaking
<b>17</b> p. 78	Lessons 33-34	My day Days of the week	Present Simple (✓) Present Simple (✗)	Listening
<b>18</b> p. 82	Lessons 35-36	At the beach Sea animals	Present Simple (?) Present Simple (✓ - ✗ - ?)	Speaking
<b>19</b> p. 86	Extra Lessons 1-2	Forest animals Fruit and vegetables (2)	the some / any	Listening
<b>20</b> p. 90	Extra Lessons 3-4	Months, Seasons Numbers (10-100)	Prepositions of time Question words	Speaking
<b>21</b> p. 94	Extra Lessons 5-6	Adjectives (2) Numbers (1 <sup>st</sup> -10 <sup>th</sup> )	Comparatives Superlatives	Speaking
<b>22</b> p. 98	Extra Lessons 7-8	Chores Places in town	Past Simple (✓) Past Simple: The verb "be" (✓ - ✗ - ?)	Listening

## Appendix p. 102

Vocabulary & Grammar

## Projects p. 148

<b>1</b> p. 150	In the jungle	<b>4</b> p. 153	Our fruit basket	<b>7</b> p. 156	We love sports!
<b>2</b> p. 151	Our technology shop	<b>5</b> p. 154	Our menu	<b>8</b> p. 157	The weather today
<b>3</b> p. 152	Our house	<b>6</b> p. 155	Our suitcase	<b>9</b> p. 158	Under the sea

**Project cut-outs** p. 159

## Listening Transcripts p. 207

# Alphabet Review

# 1

# A • B • C • D

**1** Look and write.

**A a** A a .....

**B b** B b .....

**C c** C c .....

**D d** D d .....

**2** Look and circle.

**1** A a c b c a

**2** B c d b d b

**3** C a c a c b

**4** D d b d b a

**3** Look and write.

b d a e



1. car



2. boy

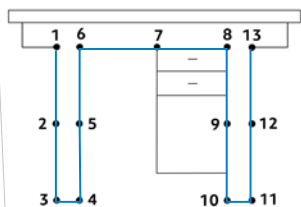


3. apple

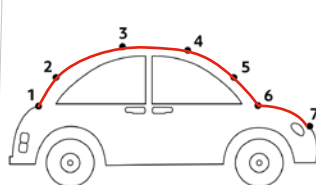


4. desk

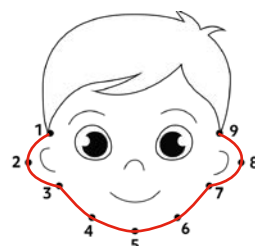
**4** Join, look and circle.



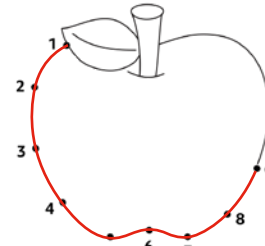
1. car / desk



2. boy / car



3. boy / apple

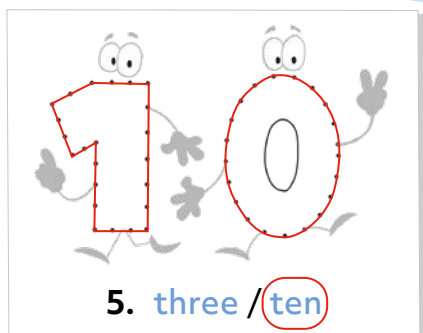
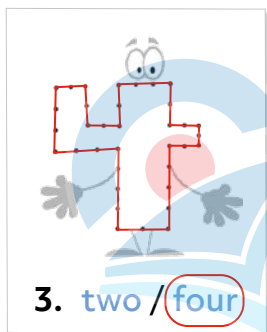



4. apple / desk



# Numbers Review

1-10

1 Join, look and circle.  
Then, colour.



2 Look, write and find  
the secret word.



3 Count and write.



1. t e n



2. f o u r



3. o n e



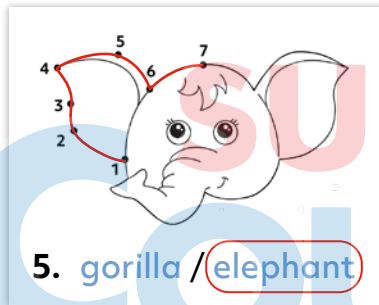
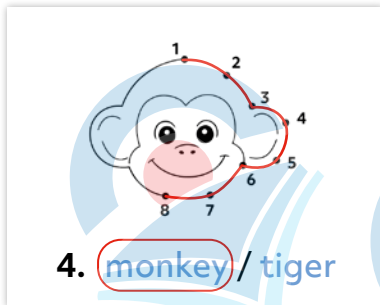


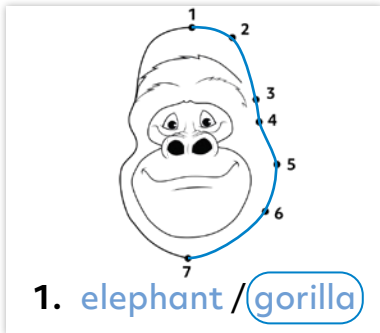
4. t w o



5. s i x

## Vocabulary (Vocabulary lists on pp. 104-105)

**1a** Join, look and circle.



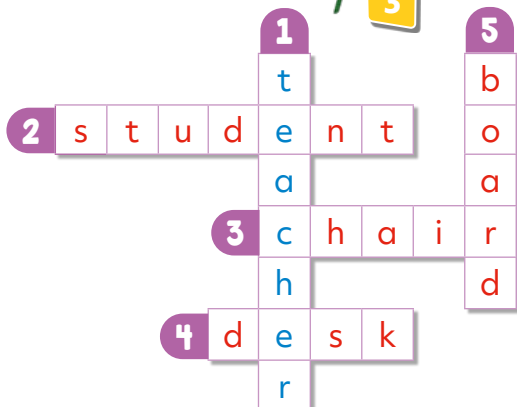
**1b** Let's talk!

Ask the students to change the word in blue.

What's your favourite jungle animal?

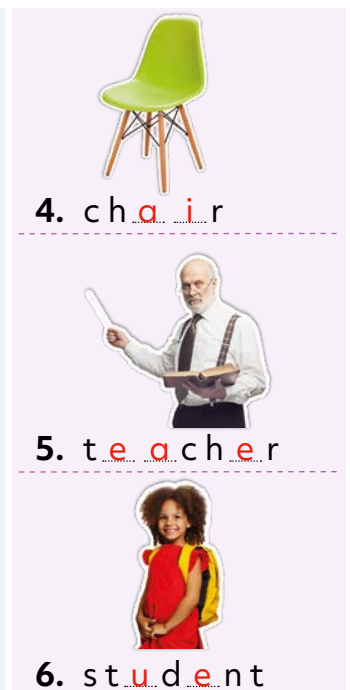
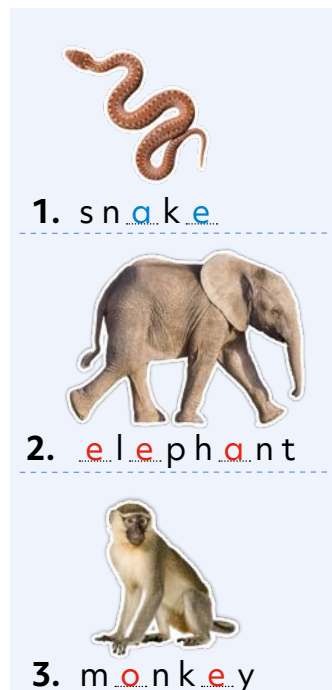
The **tiger**!

**2** Look and write.



ELT PUBLISHING

**3** Look and write **a / e / i / o / u**.



#### 4a Look, read and write.

school slime ~~children~~



#### 4b Let's talk! Ask the students to act out the dialogue changing the names in blue.



ELT PUBLISHING

### Grammar (Grammar theory on pp. 104-105)

#### 5 Read and write **a** or **an**. Then, look and match.

1. It's a hat.

e

2. It's an egg.

a

3. It's a lion.

b

4. It's an umbrella.

f

5. It's an octopus.

d

6. It's a mouse.

c



#### Remember

**a** + σύμφωνο



**a** lemon

**an** + φωνήεν



**an** apple

6 Read and circle.

1

a

cat

egg

fox

orange

iguana

van

2

an

ant

elephant

fork

star

igloo

rabbit

7 Read, look and tick (✓).

1. That fish is blue.



Remember

This is a photo.

That is a quiz.




2. This is a phone.



3. That is a frog.



4. That robot is cool!



5. This jacket is red.



**8** Look, read and write **this** and **that**.

**A**

1 **This** is a car.

2 **That** is a ship.

**B**

1 **That** is a desk.

2 **This** is a chair.

**C**

1 **This** is a teddy.

2 **That** is a violin.

**D**

1 **That** is a parrot.


2 **This** is a dog.

**Speaking**

**9** Let's talk! Ask each of the students to describe one picture. Get them to use "this" or "that".

This is an orange.

ELT PUBLISHING



## Vocabulary (Vocabulary lists on pp. 106-107)

### 1 Read, look and match.

1. This is my bag. Look! My book, my pen and my rubber.
2. This is my bag. Look! My notebook, my pen and my ruler.
3. This is my bag. Look! My book, my ruler and my pencil.



### 2a Read and colour.

1. It's a black umbrella.



2. It's a grey rabbit.



3. It's a purple van.



4. It's a brown teddy.



5. It's a white cat.



### 2b Let's talk!

Ask the students to change the word in blue.


What's your favourite colour?

Purple!

### 3 Look and write.



1. p e n c i l



2. r u b b e r



3. n o t e b o o k



4. w h i t e



5. b l a c k



6. p u r p l e

#### 4a Look, read and circle.

The <sup>1</sup>wall / window  
is full of colours.



Open your <sup>2</sup>books /  
bags, children!



Yes, Miss!

I like your <sup>3</sup>talking pen /  
drone. It's cool!



Thank you!

#### 4b Let's talk!

Ask the students to act out the dialogue replacing the word in blue with another word such as *notebook*, *pencil*, *rubber*, *jacket*, etc.

I like your **drone**.  
It's cool!



Thank you!

### Grammar (Grammar theory on pp. 106-107)

ELT PUBLISHING

#### 5 Look, circle and write.



1. - What's this / What's that?  
- It's a yo-yo.



2. - What's this / What's that?  
- It's a cherry.



4. - What's this / What's that?  
- It's a star.

#### Remember


- What's this?
- It's an egg.



- What's that?
- It's a nest.



3. - What's this / What's that?  
- It's an iguana.



5. - What's this / What's that?  
- It's an orange.

6

Read and write.

What's a this an ~~It's~~

What's that?

1



It's a ship.

2

What's this?



It's a lemon.

3

What's that?



It's an octopus.



What's this?

4



It's an apple.

5

What's this?



It's a chair.

7

Look and circle.




1. violin / violins



2. fork / forks



3. king / kings



4. ruler / rulers



5. window / windows



6. girl / girls

Remember

one lion



two lions



8

Read, count and write in the plural. Then, match.

pen ~~hat~~ koala book car

1. seven hats

2. three books

3. six pens

4. four koalas

5. two cars



## Listening

9

Listen and tick (✓). See Listening Transcripts, p. 208.



ELT PUBLISHING

1




2



3



4



## Vocabulary (Vocabulary lists on pp. 140-141)

**1a** Look, read and write.

tortoise bear ~~snail~~ bird deer



I love the forest! There are a lot of animals here. Look! A little <sup>1</sup> snail is on the rock. And a <sup>2</sup> deer is under that tree. It's beautiful! I can see a <sup>3</sup> bird, too. It's singing. There is a <sup>4</sup> tortoise on the grass. And a big <sup>5</sup> bear is in the water. Don't be scared! It's eating fish. Ha ha!

**1b** Let's talk!

Ask the students to change the word in blue.

What's your favourite forest animal?

The bird.

**2** Read, look and tick (✓).

1. pear



4. strawberry



2. onion




5. melon



3. watermelon



6. pepper



**3** Look and write.

1



s n a i l

2



d e e r

3



t o r t o i s e

4



p e p p e r

5



w a t e r m e l o n

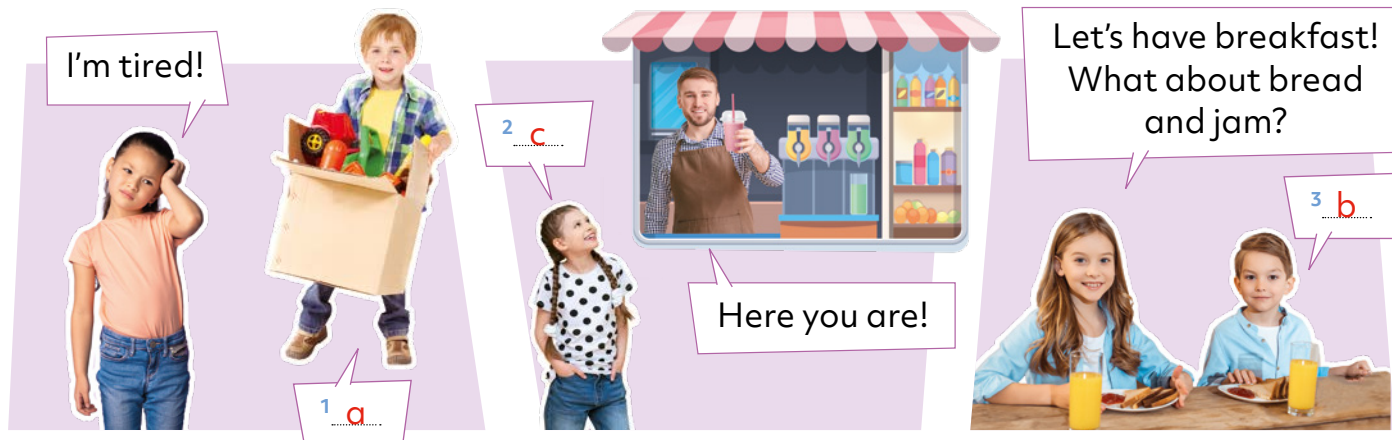
6



s t r a w b e r r y

#### 4a Look, read and match.

- a. It's OK! Let's play later.      b. Great idea! I'm hungry.  
c. I want a smoothie, please.



#### 4b Let's talk!



Ask the students to act out the dialogue replacing the phrase in blue with other words/phrases such as *eggs, fruit, bread and cheese, biscuits and milk, cake and juice, etc.*



### Grammar (Grammar theory on pp. 140-141)

#### 5 Read and write **a** / **an** / **the**.

- Be careful! There is a rock in the sea.  
..... **The** ..... rock is big.
- Look! It's ..... **a** ..... plane. The plane is flying in the sky.
- Does Danny play ..... **the** ..... drums every day?
- I've got a wardrobe. .... **The** ..... wardrobe is next to my bed.
- That's ..... **an** ..... armchair. The armchair is old.
- Mrs Martin is playing ..... **the** ..... violin now.

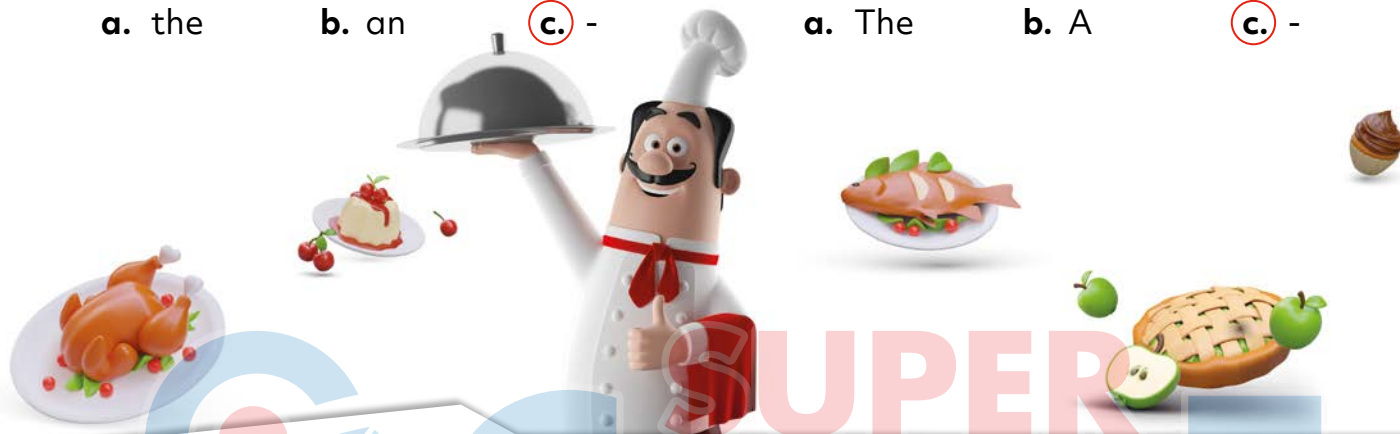
#### Remember

**the**

- **The** yellow vase is on the shelf.
- There is a doll in the box.  
**The** doll is beautiful!
- I play **the** piano very well.
- ! Jerry is my classmate.  
**NOT** ~~The~~ Jerry is my classmate.

## 6 Read and circle a, b or c.

- That's a deer! ..... deer is eating grass.  
☒ a. The      b. A      c. -
- There is ..... apple on my desk. The apple is green.  
 a. the      ☒ b. an      c. -
- This is ..... Amy. She is my friend.  
 a. the      b. an      ☒ c. -
- Look! It's ..... dolphin. The dolphin is jumping.  
 a. the      ☒ b. a      c. -
- The kids are playing ..... guitar.  
☒ a. the      b. a      c. -
- ..... Mr Davis is a chef. His food is great.  
 a. The      b. A      ☒ c. -



## Remember

**some** (μερικοί, -ές, -ά / λίγος, -η, -ο)

✓ There are **some** photos on the wall.

✓ They've got **some** chocolate.

**any** (καθόλου)

✗ There aren't **any** photos on the wall.

? Have they got **any** chocolate?

ELT PUBLISHING

## 7 Read and circle.

- A** - Has Ruth got <sup>1</sup> **some** / ☒ **any** slime?  
 - Yes, she has. She's got <sup>2</sup> **any** / ☒ **some** slime in her bag.

- B** - Wow! You've got <sup>1</sup> ☒ **some** / **any** nice clothes.  
 - Thanks! But I haven't got <sup>2</sup> ☒ **any** / **some** accessories.

- C** - Oh no! There isn't <sup>1</sup> **some** / ☒ **any** milk on the table.  
 - Don't worry! There is <sup>2</sup> ☒ **some** / **any** milk over there.

- D** - Are there <sup>1</sup> ☒ **any** / **some** chickens on the farm?  
 - No, there aren't. But there are <sup>2</sup> **any** / ☒ **some** ducks.

8

Look and write. Use **There are** / **There aren't** and **some** / **any**.




1. There aren't any crabs on the sand.
2. There are some kids in the sea.
3. There are some toys on the beach.
4. There aren't any boats on the sea.
5. There aren't any trees on the beach.
6. There are some shells on the sand.

## Listening

9

Listen and tick (✓) and cross (✗). See Listening Transcripts, p. 209.



**1** Look and tick (✓) the jungle animals.



1. elephant ☒



2. dog ☐



3. tiger ☒



4. snake ☒



5. monkey ☒



6. rabbit ☐



7. gorilla ☒



8. cat ☐

## Teamwork!

**2** Do a project and present it in class. *Instructions on p. 149*

cut-outs  
on p. 161, 163



