

Contents

Alphabet Reviews pp. 4-10

Letter Groups Review p. 11

Numbers Review p. 12

Colours Review p. 13

Revision Lessons		Vocabulary	Grammar	Skills
1 p. 14	Lessons 1-2	Jungle animals My classroom	a / an this / that	Speaking
2 p. 18	Lessons 3-4	My bag Colours	What's this? / What's that? Plurals (-s)	Listening
3 p. 22	Lessons 5-6	My family Technology	The verb "be": singular (✓) The verb "be": singular (✗)	Speaking
4 p. 26	Lessons 7-8	Feelings (1) Adjectives	The verb "be": singular (?) The verb "be": singular (✓ - ✗ - ?)	Listening
5 p. 30	Lessons 9-10	Things in the house (1) Rooms of the house	The verb "be" (✓) The verb "be" (✗)	Speaking
6 p. 34	Lessons 11-12	Feelings (2) Things in the house (2)	The verb "be" (?) The verb "be" (✓ - ✗ - ?)	Speaking
7 p. 38	Lessons 13-14	Farm animals Verbs (1)	these / those Imperative / Let's	Listening
8 p. 42	Lessons 15-16	Fruit and vegetables Irregular plurals	Plurals (-s / -es / -ies) Irregular plurals	Speaking
9 p. 46	Lessons 17-18	My picnic basket Sweet food	in / on / under / next to There is / There are (✓)	Listening
10 p. 50	Lessons 19-20	Numbers (11-20) Food	There is / There are (✗ - ?) There is / There are (✓ - ✗ - ?)	Speaking

11 p. 54	Lessons 21-22	My face My body	The verb "have got" (✓) The verb "have got" (✗)	Listening
12 p. 58	Lessons 23-24	Clothes Clothes and accessories	The verb "have got" (?) Possessive case ('s)	Listening
13 p. 62	Lessons 25-26	Sports Verbs (2)	The verb "can" (✓ - ✗) The verb "can" (?)	Speaking
14 p. 66	Lessons 27-28	Music Jobs	Possessive adjectives (my / your / his / her / its) Possessive adjectives (our / your / their)	Listening
15 p. 70	Lessons 29-30	Free time activities Means of transport	Present Continuous (✓) Present Continuous: spelling rules	Speaking
16 p. 74	Lessons 31-32	My bedroom The weather	Present Continuous (✗) Present Continuous (?)	Speaking
17 p. 78	Lessons 33-34	My day Days of the week	Present Simple (✓) Present Simple (✗)	Listening
18 p. 82	Lessons 35-36	At the beach Sea animals	Present Simple (?) Present Simple (✓ - ✗ - ?)	Speaking

Appendix p. 86

Vocabulary & Grammar

Projects p. 123

1 p. 124	In the jungle	4 p. 127	Our fruit basket	7 p. 130	We love sports!
2 p. 125	Our technology shop	5 p. 128	Our menu	8 p. 131	The weather today
3 p. 126	Our house	6 p. 129	Our suitcase	9 p. 132	Under the sea

Project cut-outs p. 133

Alphabet Review

1

A • B • C • D

1 Look and write.

A a A a

B b B b

C c C c

D d D d

2 Look and circle.

1 A a c b c a

2 B c d b d b

3 C a c a c b

4 D d b d b a

3 Look and write.

b d a c



1. car



2. boy

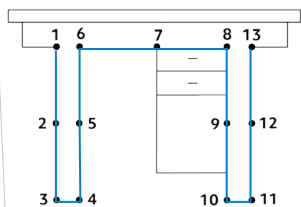


3. apple

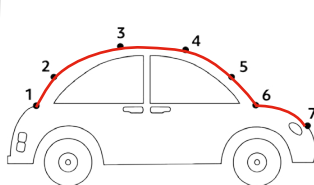


4. desk

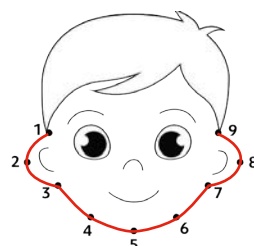
4 Join, look and circle.



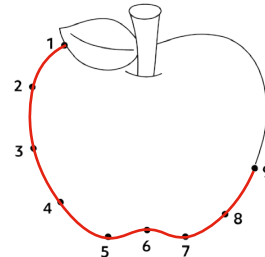
1. car / desk



2. boy / car



3. boy / apple

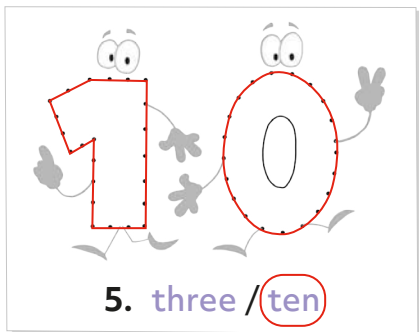
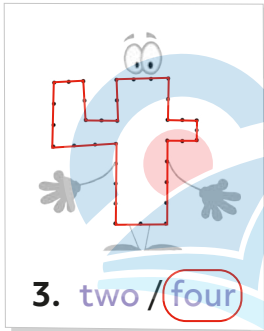
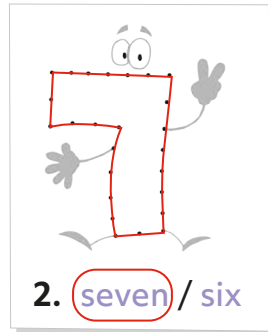


4. apple / desk

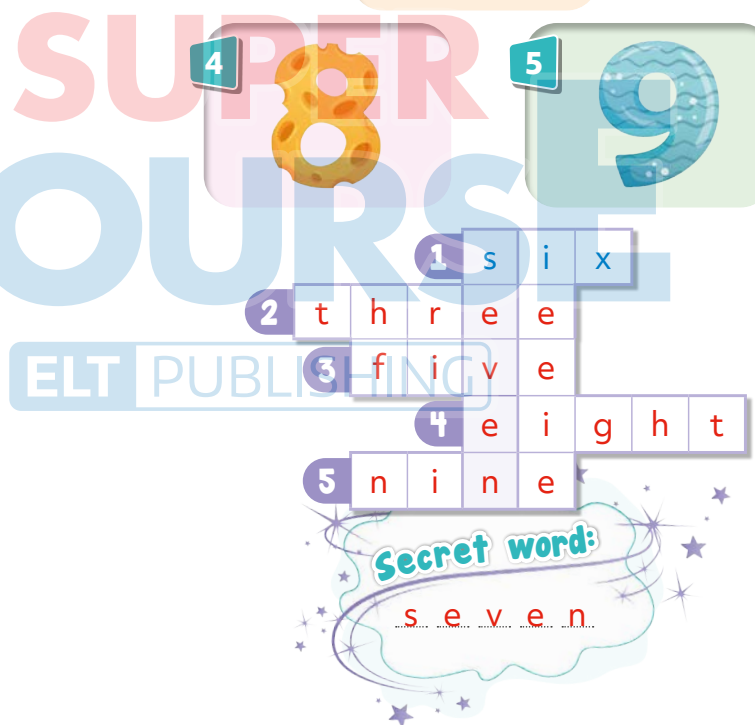
Numbers Review

1-10

1 Join, look and circle.
Then, colour.



2 Look, write and find
the secret word.



3 Count and write.



1. t e n



2. f o u r



3. o n e



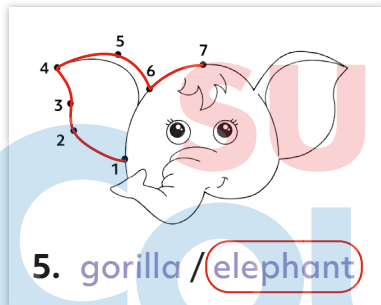
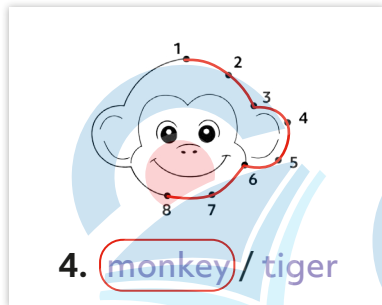
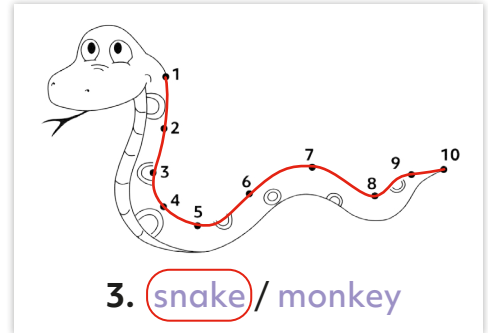

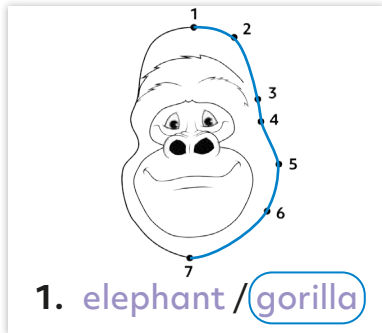
4. t w o



5. s i x

Vocabulary (Vocabulary list on p. 87)

1a Join, look and circle.




1b Let's talk!

Ask the students to change the word in blue.

What's your favourite jungle animal?


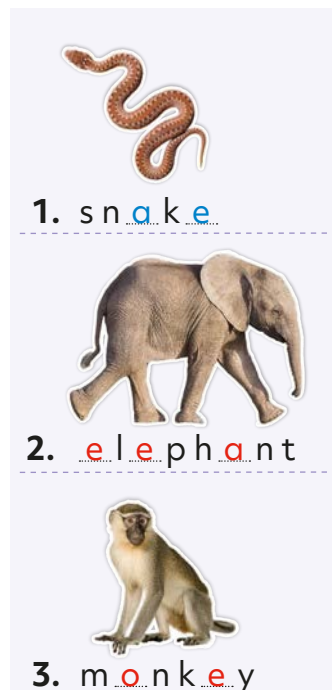
The tiger!

2 Look and write.



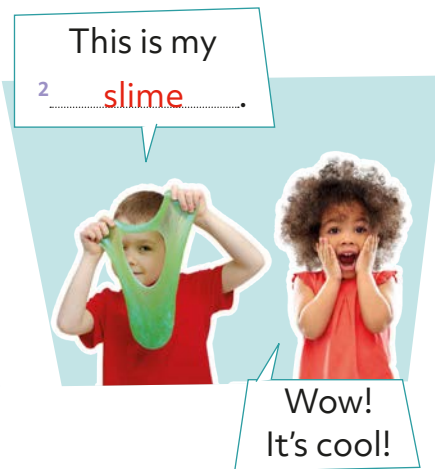
ELT PUBLISHING

3 Read and write a / e / i / o / u.



4a Look, read and write.

school slime ~~children~~



4b Let's talk! Ask the students to act out the dialogue changing the names in blue.



ELT PUBLISHING

Grammar (Grammar theory on p. 87)

5 Read and write **a** or **an**. Then, look and match.

1. It's a hat.

e

2. It's an egg.

a

3. It's a lion.

b

4. It's an umbrella.


f

5. It's an octopus.

d

6. It's a mouse.

c



Remember

a + σύμφωνο



a lemon

an + φωνήεν



an apple

6 Read and circle.

1

a

cat

egg

fox

orange

iguana

van

2

an

ant

elephant

fork

star

igloo

rabbit

7 Read, look and tick (✓).

1. That fish is blue.



Remember

This is a photo.

That is a quiz.




2. This is a phone.



3. That is a frog.



4. That robot is cool!



5. This jacket is red.



8

Look, read and write **this** or **that**.

A

1 **This** is a car.



2 **That** is a ship.



B

1 **That** is a desk.



2 **This** is a chair.



C

1 **This** is a teddy.



2 **That** is a violin.



D

1 **That** is a parrot.



2 **This** is a dog.



Speaking

9

Let's talk!



Ask each of the students to describe one picture. Get them to use "this" or "that".

This is an orange.

1



2



3



4



5



6



ELT PUBLISHING

Vocabulary (Vocabulary list on p. 88)

1 Read, look and match.

1. This is my bag. Look! My book, my pen and my rubber.
2. This is my bag. Look! My notebook, my pen and my ruler.
3. This is my bag. Look! My book, my ruler and my pencil.



2a Read and colour.

1. It's a black umbrella.



2. It's a grey rabbit.




3. It's a purple van.



4. It's a brown teddy.



5. It's a white cat.



2b Let's talk!

Ask the students to change the word in blue.


What's your favourite colour?

Purple!

3 Look and write.



1. p e n c i l



2. r u b b e r



3. n o t e b o o k



4. w h i t e



5. b l a c k



6. p u r p l e

4a Look, read and circle.

The ¹wall / window
is full of colours.



Open your ²books /
bags, children!



Yes, Miss!

I like your ³talking pen /
drone. It's cool!



Thank you!

4b Let's talk!

Ask the students to act out the dialogue replacing the word in blue with another word such as *notebook*, *pencil*, *rubber*, *jacket*, etc.

I like your **drone**.
It's cool!



Thank you!

Grammar (Grammar theory on p. 88)

ELT PUBLISHING


5 Look, circle and write.



1. - What's this / What's that?
- It's a yo-yo.



2. - What's this / What's that?
- It's a cherry.



4. - What's this / What's that?
- It's a star.

Remember


- What's this?
- It's an egg.



- What's that?
- It's a nest.



3. - What's this / What's that?
- It's an iguana.



5. - What's this / What's that?
- It's an orange.

6

Read and write.

What's a this an It's

1

What's that?



It's a ship.

2

What's this?



It's a lemon.

3

What's that?



It's an octopus.

4

What's this?



It's an apple.

5

What's this?



It's a chair.

7

Look and circle.




1. violin / violins



2. fork / forks



3. king / kings



4. ruler / rulers



5. window / windows



6. girl / girls

Remember

one lion



two lions



8

Look, count and write in the plural. Then, match.

pen ~~hat~~ koala book car

1. seven hats

2. three books

3. six pens

4. four koalas

5. two cars



Listening

9

Listen and tick (✓).



ELT PUBLISHING

1




2




3



4



1 Look and tick (✓) the jungle animals.



1. elephant ☒



2. dog ☐



3. tiger ☒



4. snake ☒



5. monkey ☒



6. rabbit ☐



7. gorilla ☒



8. cat ☐

Teamwork!

2 Do a project and present it in class. *Instructions on p. 123*

cut-outs
on p. 133, 135



